



UT MARTIN SKYHAWKS

2020-21 FOOTBALL GAME NOTES



ALEX BOGGIS • ASSISTANT SPORTS INFORMATION DIRECTOR • DBOGGIS@UTM.EDU • 731-881-7694

THE MATCHUP

GAME 4

Sunday, March 21
2 p.m.
ESPN+

Fortera Stadium
(7,000)
Clarksville, Tenn.

Video: ESPN+



UT MARTIN SKYHAWKS (1-2, 1-2 OVC)

Head Coach: Jason Simpson
Alma Mater: Southern Miss, 1994
Career Record: 88-75 (15th season)
Record at UTM: Same

VS



AUSTIN PEAY GOVERNORS (2-4, 2-1 OVC)

Head Coach: Scotty Walden
Alma Mater: Sul Ross State, 2012
Career Record: 10-7 (2nd season)
Record at APSU: 2-1 (1st season)

Passing Leader

John Bachus III 61-105, 592 Yards, 4 TDs

Rushing Leader

Peyton Logan 36/166 yards, 0 TDs

Receiving Leader

Colton Dowell 18/162 yards, 1 TDs

Defensive Leader

Deven Sims 28 Tkl's, 3.0 TFL, 4 PBU

Passing Leader

Draylen Ellis 39-83, 527 Yards, 7 TDs

Rushing Leader

Brian Snead 95/522 yards, 4 TDs

Receiving Leader

Baniko Harley 22/332 yards, 5 TDs

Defensive Leader

Jack McDonald 50 Tkl's, 7.0 TFL, 1 INT

STAT COMPARISON

19.3	65.3	207.0	272.3		22.0	149.0	215.3	364.3
Scoring Offense	Rushing Yards/Gm	Passing Yards/Gm	Total Offense		Scoring Defense	Rushing Defense/Gm	Passing Defense/Gm	Total Defense
22.3	139.0	188.3	327.3		37.1	151.0	228.7	379.7

SETTING THE SCENE

» The University of Tennessee at Martin football team will hit the road for an in-state matchup at Ohio Valley Conference rival Austin Peay in the first contest of the Sgt. York Trophy series on Sunday, March 21. Kickoff from Fortera Stadium is scheduled for 2 p.m. and will be broadcast on ESPN+.

» The Skyhawks (1-2, 1-2 OVC) enters the matchup looking to regroup after falling to No. 10 Jacksonville State last week 37-20. UT Martin jumped out to an early 10-0 lead before allowing JSU to score 27 unanswered points and take control of the contest.

» Quarterback John Bachus III ranks third in the OVC in passing yards per game with 197.3 ypg while tossing four touchdowns on the year. Wide receiver Colton Dowell leads the league in receptions per game (6.0) while tallying 18 receptions for 165 yards and one touchdown on the season. On the defensive side, safety Deven Sims ranks third in the league with 9.3 tackles per game while also ranking amongst league leaders with 3.0 tackles for loss and four pass breakups.

» Sunday's matchup marks the first of three games in the coveted Sgt. York Trophy series which goes to the winner of the quadrangular season football series between the four OVC football-playing schools located in the state of Tennessee – Austin Peay, Tennessee State, Tennessee Tech and UT Martin. UT Martin has won or shared the Sgt. York Trophy seven times in 2010, 2012, 2014, 2015, 2016, 2018 and 2019. The Skyhawks hold a 27-12 all-time record in the series – the best mark of the four Tennessee OVC schools – that includes a 18-5 mark since 2012.

» The head coaching matchup features UT Martin's Jason Simpson and Austin Peay's Scotty Walden which enter the matchup with varying forms of experience in the OVC. Simpson ranks as the longest tenured coach in the OVC in his 15th season, while his 88 wins rank sixth in league history. Walden is in just his first season at the helm of the Governors – picking up his first league victory back in February.

» Austin Peay (2-4, 2-1 OVC) is coming off a thrilling 49-42 double-overtime victory over Southeast Missouri last week. The Governors were rewarded for their win with a pair of OVC Player of the Week honors as the freshmen pair of Draylen Ellis and Elijah Culp garnered their respective OVC Offensive and Defensive Player of the Week honors.

» This marks the 69th meeting between the two programs in a series which dates back to 1930. UT Martin holds a 39-27-2 advantage overall while winning 14 of the last 17 matchups since 1997. Austin Peay has defended its home turf in the last two meetings at Fortera Stadium in both 2017 and 2019.

SERIES HISTORY

UTM leads series 39-27-2

Last Meeting	Nov. 9, 2019
Game Result	L, 38-24
Streak	APSU W1
First Meeting	Nov. 14, 1930
UTM vs. APSU in Martin	18-13-1
UTM vs. APSU in Clarksville	21-14-1
Simpson vs. Austin Peay	11-3

2020-21 SCHEDULE/RESULTS

BREAKDOWN	OVERALL RECORD:	1-2
	OVC	1-2
	NON-CONFERENCE	0-0
	HOME	1-1
	AWAY	0-1

FEBRUARY

Date	Day	Opponent	TV	Time (CT)
28	SUN	at Murray State*	ESPN+	L, 14-10

MARCH

Date	Day	Opponent	TV	Time (CT)
7	SUN	EASTERN ILLINOIS*	ESPN+	W, 28-15
14	SUN	JACKSONVILLE STATE*	ESPN+	L, 37-20
21	SUN	at Austin Peay*	ESPN+	2 p.m.
28	SUN	at Tennessee State*	ESPN+	2 p.m.

APRIL

Date	Day	Opponent	TV	Time (CT)
3	SAT	SOUTHEAST MISSOURI*	ESPN+	1 p.m.
11	SUN	TENNESSEE TECH*	ESPN+	3 p.m.

TABLE OF CONTENTS

Quick Facts/Media Info	2
This Week's Opponent/Quick Hits	3-4
Depth Chart	5
Head Coach Jason Simpson	6-7
Roster	8-9
Ohio Valley Conference	10
Honors/Money Plays	11
Starters/Participation	12
Last Time It Happened	13
Game Highs	14
Season Statistics	15-17
Season/Career Statistics	18-20
Team/Opp. Game-by-Game Stats	21
Redzone/Quarter Statistics	22
Longest Plays	23
Game-by-Game Recaps	24

UNIVERSITY INFORMATION

Location	Martin, Tenn.
Founded	1900; Senior College, 1951
Enrollment	7,117
Nickname	Skyhawks
Colors	Navy Blue & Orange
Stadium	Hardy M. Graham Stadium
Capacity	7,500
Surface	Field Turf
Affiliation	NCAA Division I (FCS)
Conference	Ohio Valley
Chancellor	Dr. Keith Carver
Athletics Director	Kurt McGuffin
Athletics Office	731-881-7660
Assistant AD/SWA	Danelle Fabianich
Ticket Office Phone	731-881-7207

COACHING STAFF

Head Coach	Jason Simpson
Alma Mater	Southern Miss, 1995
Career Record	88-75 (15th)
Record at UT Martin	Same
OVC Record	70-43 (15th)
E-mail	jsimpson@utm.edu

TEAM INFORMATION

2019 Overall Record	7-5
2019 OVC Record/Finish	H: 5-0 A: 2-5 6-2 (3rd)
Basic Offense	Multiple
Basic Defense	3-3-5
Starters Returning/Lost	Off: 9/5 Def: 5/7 S/T: 0 Total: 14/12
Players Returning/Lost	Off: 32 Def: 33 S/T: 4 Total: 69
Newcomers	Off: 22 Def: 22 S/T: 0 Total: 44

PROGRAM HISTORY

First Year of Football	1925
All-Time Record	374-514-20
Division I Record	123-195
OVC Record	84-126
OVC Championships	1 (2006)
FCS Playoff Appearances	1 (2006)

SPORTS INFORMATION

Football Contact	Alex Boggis
Email	dboggis@utm.edu
Office Phone	731-881-7964
Cell Phone	618-357-1536
Press Row Phone	731-881-7694
Mailing Address	1022 Elam Center Martin, Tenn. 38238
Website	www.UTMSports.com



SKYHAWKS IN PRINT








The name of our institution is the **University of Tennessee at Martin** and if abbreviated, should be referred to as **UT Martin**. The University of Tennessee at Martin should be used as the first reference in a news story. UT Martin should be used in subsequent references and UTM is acceptable in headlines.

Tennessee-Martin, UT-Martin, UT or Martin should **NEVER** be used. The description Skyhawks should be used to represent all UT Martin athletic teams. Hawks should never be used.

WEEKLY TEAM/MEDIA SCHEDULE

Monday March 15	Tuesday March 16	Wednesday March 17	Thursday March 18	Friday March 19	Saturday March 20	Sunday March 21
4 p.m. Practice	10:40-10:50 a.m. Coach Jason Simpson Weekly Media Availability 4 p.m. Practice	4 p.m. Practice	4 p.m. Practice	4 p.m. Practice	10:30 a.m. Walk Through	2 p.m. UT Martin at Austin Peay ESPN+

SCHEDULE AND RESULTS

DATE	OPPONENT	SITE	TV	RESULT	SERIES	NOTES
FEB. 28	at Murray State RACERS	 Murray, Ky.	ESPN+	L, 14-10	21-38-1	Skyhawks struggled offensively before punching in the team's first touchdown in the final minute on a rainy night which featured a two hour and 17 minute weather delay
MARCH 7	EASTERN ILLINOIS PANTHERS	 Martin, Tenn.	ESPN+	W, 28-15	11-15	UT Martin scored the first 21 points and later won the program's first win in the month of March behind three passing touchdowns and a 50-yard interception return for a touchdown
MARCH 14	JACKSONVILLE STATE GAMECOCKS	 Martin, Tenn.	ESPN+	L, 37-20	8-34	UT Martin jumped out to an early 10-0 lead before allowing Jacksonville State to score 27-0 unanswered points and control the momentum - eliminating the Skyhawk ground attack
MARCH 21	at Austin Peay GOVERNORS	 Clarksville, Tenn.	ESPN+	2 p.m.	39-27-2	
MARCH 28	at Tennessee State TIGERS	 Nashville, Tenn.	ESPN+	2 p.m.	12-17	
APR. 3	SOUTHEAST MISSOURI REDHAWKS	 Martin, Tenn.	ESPN+	1 p.m.	18-17	
APR. 11	TENNESSEE TECH GOLDEN EAGLES	 Martin, Tenn.	ESPN+	3 p.m.	17-22-2	

MEDIA INFO

SKYHAWK WEEKLY PRESS CONFERENCE

» UT Martin football coach Jason Simpson is available for media every Tuesday during the regular season for a weekly press conference held virtually on Zoom from 10:40-10:50 a.m. For those wishing to interview coach Simpson or members of the Skyhawk football program outside of the press conference, please contact a member of the UT Martin sports information staff in order to set up further accommodations.

POSTGAME AVAILABILITIES

» Skyhawk head coach Jason Simpson and select players will be made available upon request for a postgame virtual interview via zoom at the conclusion of each home game. Reach out to Alex Boggis (dboggis@utm.edu) for login information to the postgame press conference or to request a player. After the contest, a full stat package will be available on UTMSports.com. Space will not be made available following postgame interviews for filing stories.

INTERVIEW POLICIES

» Interviews with players and coaches are encouraged, and every effort will be made to accommodate media requests. In light of the COVID-19 pandemic, interviews will be limited to over the phone or virtually. No In-person interviews will be allowed. Reach out to the sports information office in order to arrange an interview.

GAMEDAY DOCUMENTS/STATS/NOTES/ROSTERS

» Media will not be provided hard copies of roster flipcards, game notes or final statistics. Live stats, courtesy of StatBroadcast can be found at UTMStats.com while previously mentioned documents along with postgame stat books will be available online at www.UTMSports.com/FootballMediaCenter.

PRESS BOX

» Due to of the COVID-19 pandemic, no member of the media will be allowed access to the press box or inside the fence that surrounds the playing field of Hardy M. Graham Stadium at any time during the 2020-21 season. For photography purposes, members of the media may shoot from the stands or outside the black fence/restricted areas that surrounds the playing field. UT Martin Athletics will have a pool photographer present and will provide photos upon request. There is no designated media work area.

CREDENTIALS

» Media credentials are required for all Skyhawk home games and can be obtained through the sports information office. Please notify assistant sports information director Alex Boggis at least 24 hours in advance of home games and at least 72 hours in advance of road games. Passes may be picked up in advance at the Sports Information Office or on game day at the will call window at Hardy M. Graham Stadium. There is no designated media parking lot this season nor a charge for public parking.

SKYHAWK RADIO NETWORK

» The flagship station for Skyhawk football is Thunderbolt Broadcasting with its games broadcast on WCMT 1410 AM, 100.5 FM, 92.7 FM, 96.1 FM, 99.7 FM and 103.3 FM.

SKYHAWK NEWS ONLINE

» A wealth of resources for the UT Martin sports information department can be found at www.UTMSports.com, powered by SIDEARM Sports. The site features updated schedules, rosters, player information, game notes and statistics.

THIS WEEK'S OPPONENT



AUSTIN PEAY GOVERNORS
(2-4, 2-1 OVC)

RUSHING						
	G	Att.	Yds.	Avg.	TD	Yds/G
Brian Snead	6	95	522	5.5	4	87.0
CJ Evans Jr.	5	28	193	6.9	3	38.6
Draylen Ellis	4	23	55	2.4	1	13.8
PASSING						
	G	Cmp-Att.	Pct.	Yds	TD	INT
Draylen Ellis	4	39-83	50.0	527	7	3
Bryce Robinson	2	7-13	53.8	66	1	0
RECEIVING						
	G	Rec.	Yds.	Avg.	TD	Yds/G
Baniko Harley	6	22	332	15.1	5	55.3
DeAngelo Wilson	4	20	295	14.7	1	73.8
Jay Parker	5	9	141	15.7	1	28.2
DEFENSE						
	G	Solo	Asst	Total	TFL	Other
Jack McDonald	6	27	23	50	7.0	1 INT
Kordel Jackson	5	17	17	34	6.5	5 PBU
Terrell Vassel	6	18	11	29	2.5	-

2020-21 SCHEDULE		
Date	Opponent	Time/Result
8/29	vs. #11 Central Arkansas	L, 24-17
9/12	at Pittsburgh	L, 55-0
9/19	at #20 Cincinnati	L, 55-20
2/21	at Tennessee Tech*	L, 27-21
2/28	TENNESSEE STATE*	W, 27-20
3/14	at Southeast Missouri*	W, 49-42 (2OT)
3/21	UT MARTIN*	2 p.m.
3/28	at Jacksonville State*	2 p.m.
4/3	MURRAY STATE*	2 p.m.
4/11	at Eastern Illinois*	1 p.m.

QUICK HITS

PLAYER TO WATCH

DEVEN SIMS

28
TACKLES

3.0
TFL

4
PBU

Senior safety **Deven Sims** has gotten off to a hot start during this spring season, leading the team with 28 tackles through three games. He has also wrecked havoc in the backfield with 3.0 tackles for loss and a sack while still tallying four pass breakups.

FORD TAKES IT TO THE HOUSE

» Junior John Ford tallied the first interception of his career against Eastern Illinois and returned it 50 yards for a touchdown. It marked the first pick-six for the Skyhawks since teammate D'Carrius Stephens also returned one against Eastern Illinois last season.

NEW SKYHAWKS MAKE THEIR DEBUT

» 13 different players made their UT Martin debut in the season opener against Murray State while Matthan Hatchie (center), Alex Kirton (right guard), Giovanni Davis (jack), Chrishun Jackson (defensive back) and Jay Woods (defensive back) each earned their first career starts. Meanwhile, AJ Moss, Carson Evans, Isaiah Abdullah, Chris Hunter, Tyler Larco, Tanner Snyder, Mitchell Appleton and Richie Griglione III each played their first games in a Skyhawk uniform.

WINN NAMED OVC SPECIALIST OF THE WEEK

» UT Martin punter Dresser Winn was named OVC Specialist of the Week after tallying seven punts for 299 yards, averaging 42.7 yards/punt with a game-long of 58 yards (the longest punt by a Skyhawk since 2017). Three of his punts went for 50 yards or more and three were downed inside the 20-yard line (with zero touchbacks).

SGT. YORK TROPHY SERIES

» Sunday's matchup marks the first of three games in the annual Sgt. York Trophy series which pits Tennessee members of the Ohio Valley Conference for state supremacy.
» UT Martin has won or shared the Sgt. York Trophy in seven times in 2010, 2012, 2014, 2015, 2016, 2018 and 2019. The Skyhawks hold a 27-12 all-time record in the series - the best mark of the four Tennessee OVC schools (Austin Peay, Tennessee State and Tennessee Tech).

BACHUS CLIMBS PROGRAM'S

CAREER PASSING TOUCHDOWN LEADERBOARD

» Sophomore quarterback **John Bachus III** ranks eighth in program history with 26 career touchdown passes. Bachus currently sits four touchdowns behind Leon Reed for seventh place with 30.

Player	Years	TDS
1. Derek Carr	2008-12	69
2. Jarod Neal	2012-15	53
3. Cade Thompson	2007-09	48
4. Leonard Williams	1990-91	40
5. Brady Wahlberg	2002-05	35
6. Troy Cook	2015-17	32
7. Leon Reed	1987-88	30
8. John Bachus III	2018-21	26
9. Trey Sikes	1984-87	24
10. Jeff McCrone	1995-96	21
Allan Cox	1965-68	21

OVC SUPREMACY

» Since the 2006 season, UT Martin has ranked as one of the best programs in the Ohio Valley Conference after winning just 20 games in the team's first 14 years in the league. The Skyhawks have clinched four winning seasons in the past seven years while finishing .500 or above in conference play in 13 of the last 14 seasons - including four top-two finishes during the span.

Team	UTM	JSU	EKU	EIU
Total	70-44	88-24	71-38	65-48

ON THIS DAY...

MARCH
21

THE RECORD: 0-0
THE STREAK: 0-0
LAST TIME: N/A

DID YOU KNOW: This is the first season in UT Martin's season that they have played a varsity season in the spring

JASON SIMPSON CHRONICLES

» UT Martin football coach **Jason Simpson** has been a pillar of consistency in the Ohio Valley Conference since taking over the Skyhawk program prior to the 2006 season. Now in his 15th season at the helm of the program, Simpson ranks as the longest tenured coach in the league while ranking first among active OVC coaches with 88 wins - sitting sixth in OVC history.
• In OVC play alone, Simpson has a career mark of 70-43 through 15 seasons, more than doubling the program's 20-win total which stretched through 14 seasons before his tenure. His 70 conference wins rank fourth in OVC history.

Most Wins In OVC History

Coach (Program)	W	L	%
1. Roy Kidd (Eastern Kentucky)	315	123	.715
2. Boots Donnelly (AP/MTSU)	154	94	.620
3. Charles Murphy (MTSU)	117	53	.683
4. Jimmy Feix (WKU)	99	43	.690
5. Bob Spoo (Eastern Illinois)	92	82	.529
6. Jason Simpson (UT Martin)	88	75	.541
7. Don Wade (Tennessee Tech)	81	78	.509
8. Jack Crowe (Jacksonville State)	73	39	.652
9. Wilburn Tucker (Tennessee Tech)	70	66	.514
10. John Grass (Jacksonville State)	63	19	.768

Most Conference Wins In OVC History

Coach (Program)	W	L	%
1. Roy Kidd (Eastern Kentucky)	207	61	.768
2. Boots Donnelly (AP/MTSU)	102	52	.662
3. Charles Murphy (MTSU)	73	26	.733
4. Jason Simpson (UTM)	70	44	.614
5. Bob Spoo (EIU)	68	44	.607
6. Jimmy Feix (WKU)	67	28	.701
7. Don Wade (TTU)	60	52	.534
8. Jack Crowe (JSU)	59	20	.747
9. Wilburn Tucker (TTU)	49	34	.588
10. Dean Hood (EKU/MUR)	46	19	.707

QUICK HITS

RECORD WHEN...

Overall	1-2
vs. Ohio Valley Conference	1-2
Non-conference record	0-0
Home	1-1
Away	0-1
Day Games	1-2
Night Games	0-0

Offense

When scoring first	1-1
When the opponent scores first	0-1
When leading at halftime	1-0
When trailing at halftime	0-2
When tied at halftime	0-0
When leading after third quarter	1-0
When trailing after third quarter	0-2
When tied after third quarter	0-0
In overtime games	0-0
When scoring less than 20 points	0-1
When scoring 20+ points	1-1
When scoring 30+ points	0-0
When scoring 40+ points	0-0
When allowing less than 20 points	1-1
When allowing 20+ points	0-1
When allowing 30+ points	0-1
When rushing for < 100 yards	1-1
When rushing for 100+ yards	0-1
When rushing for 200+ yards	0-0
When passing for 200+ yards	1-1
When passing for 300+ yards	0-0
When totaling < 300 yds total offense	0-2
When gaining 300+ yds total offense	1-0

Defense

When allowing < 100 yds rushing	1-0
When allowing 100+ yds rushing	0-2
When allowing 200+ yds rushing	0-1
When allowing < 200 yards passing	0-1
When allowing 200+ yards passing	1-1
When allowing 300+ yards passing	0-0
When allowing < 300 yds total offense	0-0
When allowing 300+ yds total offense	1-2

GAME CAPTAINS

UT Martin does not have season captains, but instead has captains for each game, which are listed below.

Murray State
Rodney Williams II

Eastern Illinois
Donnell Williams, D'Carrious Stephens,
Marqwell Odom

Jacksonville State
Lamarcus Young, JaQuez Akins, Jay Woods

Austin Peay
-

Tennessee State
-

Southeast Missouri
-

Tennessee Tech
-

SEASON 92

» The 2020-21 campaign is UT Martin's 92nd season of football despite suspending play during Great Depression (1933) and World War II (1942-45). The Skyhawks are in their 29th season at the NCAA Division I Football Championship Subdivision level. UT Martin joined the NCAA Division I ranks in 1992 and compiled an overall record of 123-195 with one Ohio Valley Conference title (2006) and one NCAA Playoff appearance (2006) as a D-I program.

UT MARTIN PICKED TO FINISH THIRD

» The Ohio Valley Conference announced its preseason polls and all-conference performers in conjunction with the league's Football Media Day. UT Martin was picked to finish third in the preseason poll as voted on by the league's head coaches and sports information directors as well as the Preseason Media Poll. The Skyhawks tallied 97 overall points.

1. Austin Peay
2. Jacksonville State
3. UT Martin
4. Southeast Missouri
5. Tennessee Tech
6. Murray State
7. Tennessee State
8. Eastern Illinois

*Eastern Kentucky opted out of OVC play

SUNDAYS IN THE SPRING

» The Conference portion of the 73rd season of Ohio Valley Conference football was postponed to the spring due to the COVID-19 pandemic. This year's spring OVC schedule will include a round-robin format, featuring the eight teams that elected to play competing in seven conference games over an eight-week period (with an open date at the end of the schedule for potential make-up games). Games will be contested on Sundays (with the exception of Easter weekend when the games will be played on Saturday) and start during a 1-3 p.m. window local time.

NCAA DIVISION I PLAYOFF INFORMATION

» The 2020 FCS Playoffs were pushed to the spring. This year's field will be 16 teams (down from 24) and include 10 automatic qualifiers and six at-large selections. The NCAA will announce the selections for a revised 16-team playoff field on Sunday, April 18. The first round is scheduled for the weekend April 24 with the FCS National Championship game to be played on May 16 in Frisco, Texas.

DOWELL PICKS UP NUMEROUS PRESEASON ALL-AMERICAN HONORS

» UT Martin junior wide receiver **Colton Dowell** made the rounds with several preseason All-American honors from various publications. He garnered All-American honors from Stats Perform (first team), HERO Sports (second team) and Phil Steele (second team).

» Dowell used his 2019 campaign to breakout as a spotlight contributor for the Skyhawk offense leading the team with 765 receiving yards while ranking second in receptions (38) and touchdowns (four).

THREE SKYHAWKS NAMED TO HERO SPORTS PRESEASON OVC ALL-CONFERENCE TEAM

» Three Skyhawk football standouts have been named to the Preseason Ohio Valley Conference All-Conference team by HERO Sports. The pair of **Peyton Logan** (running back) and **Colton Dowell** (wide receiver/tight end) garnered offensive honors while **JaQuez Akins** (safety) earned a spot on the defensive squad.

NINE SKYHAWKS EARN SPOT ON PHIL STEELE PRESEASON ALL-OVC LIST

» A total of nine UT Martin football players garnered 10 spots on the annual Phil Steele Preseason All-Ohio Valley Conference teams. The pair of **Peyton Logan** (running back and all-purpose) and **JaQuez Akins** (defensive back) took home first team honors while **Rodney Williams II** (wide receiver), **Colton Dowell** (tight end) and **Austin Pickett** (defensive line) were second team selections. The quartet of **John Bachus III** (quarterback), **Donnell Williams** (wide receiver), **Korbin Harmon** (defensive line) and **D'Carrious Stephens** (linebacker) wrapped up the third team.

FOUR SKYHAWKS NAMED PRESEASON ALL-OVC

» A total of four Skyhawk football standouts were honored by the Ohio Valley Conference as Preseason All-OVC performers by the league's head coaches and sports information directors.

» The Skyhawk group includes two players on offense and two on defense. Joining the list is running back Peyton Logan, wide receiver/tight end Colton Dowell, defensive tackle Austin Pickett and safety JaQuez Akins.

OVC TO WEAR NCAA UNITY PATCH

• This season you will see Ohio Valley Conference teams, and other teams around the country, sporting a Unity Patch on uniforms. The patch is part of a Unity Pledge and Logo approved by the NCAA's three divisional Student-Athlete Advisory Committees (SAAC) and the NCAA Board of Governors Student-Athlete Engagement Committee.



• They are symbolic gestures to continue generating stronger unity among the NCAA's 1100-plus schools and nearly 500,000 student-athletes. The logo includes three different colored hands holding one another's wrists inside a circle with "United As One" at the bottom.

SKYHAWK DEPTH CHART



OFFENSE TWO-DEEP

Pos.	No.	Name	Ht.	Wt.	Year
QB	18	John Bachus III	6-2	215	R-So.
	3	Dresser Winn	6-3	215	R-Jr.
RB	23	Peyton Logan	5-8	190	Sr.
	29	Lamarcus Young	5-11	200	R-Sr.
WR	15	Colton Dowell	6-3	215	R-Jr.
	83	Andrew Henley	5-9	165	Fr.
WR	11	Donnell Williams	6-3	205	R-Sr.
	84	Kevin Butler	6-0	180	So.
WR	10	Jeremy Horton	5-9	165	R-So.
	13	Marqwell Odom	5-8	165	Sr.
TE	2	Rodney Williams	6-4	235	R-Sr.
	88	Richie Griglione III	6-5	235	So.
LT	66	Michael Shanahan	6-5	310	R-So.
	70	Cade Richards	6-5	265	Fr.
LG	76	Chris Jackson	6-9	330	R-Sr.
	55	Reed Davis	6-3	270	R-Fr.
C	54	Matthan Hatchie	6-2	310	Jr.
	62	Josiah Tingley	6-2	290	Fr.
RG	68	Malcolm Miller	6-3	315	R-Jr.
	74	Mitchell Appleton	6-5	300	Fr.
RT	79	Gavin Olson	6-4	290	So.
	73	Cru Birdyshaw	6-7	325	R-Sr.



DEFENSE TWO-DEEP

Pos.	No.	Name	Ht.	Wt.	Year
JACK	24	Jamarius Landers	6-3	245	So.
	91	Giovanni Davis	6-3	250	Fr.
DT	47	Austin Pickett	6-1	270	R-Sr.
	92	Daylan Dotson	6-2	280	Fr.
NT	95	Kameron Bowdry	6-2	300	R-So.
	98	Traquan McNair	6-1	320	R-Fr.
DE	45	David DuBose	6-3	265	R-Sr.
	8	Korbin Harmon	6-2	275	R-Sr.
LB	31	D'Carrious Stephens	6-0	225	R-Sr.
	35	Tevin Shipp	6-2	230	R-Fr.
LB	18	John Ford	6-3	230	R-Jr.
	32	Chris Hunter	6-1	240	R-Fr.
DB	7	Chrishun Jackson	6-1	180	R-Fr.
	26	Dazerius Bohanna	5-11	165	R-Jr.
S	17	JaQuez Akins	5-9	185	Sr.
	22	Wanya Moton	6-1	190	R-Jr.
S	3	Takeem Young	6-1	200	R-Jr.
	19	Jack Lucas	6-0	180	R-Fr.
S	30	Deven Sims	6-2	195	R-Jr.
	6	AJ Moss	6-2	170	Fr.
DB	4	Jay Woods	5-9	185	Grad.
	28	Vincent Guy	6-0	180	R-Fr.



SPECIAL TEAMS TWO-DEEP

Pos.	No.	Name	Ht.	Wt.	Year
KO	49	Tyler Larco	5-9	155	R-Fr.
	48	Ryan Clark	5-7	180	R-Sr.
PK	49	Tyler Larco	5-9	155	R-Fr.
	48	Ryan Clark	5-7	180	R-Sr.
H	48	Ryan Clark	5-7	180	R-Sr.
P	3	Dresser Winn	6-3	215	R-Jr.
	49	Tyler Larco	5-9	155	R-Fr.

Pos.	No.	Name	Ht.	Wt.	Year
LS	40	Brock Powers	6-2	230	Jr.
	43	Chris McAbee	6-1	250	R-So.
PR	13	Marqwell Odom	5-8	165	Sr.
	84	Kevin Butler	6-0	180	So.
KR	23	Peyton Logan	5-8	190	Sr.
	29	Lamarcus Young	5-11	200	R-Sr.



STUDENT-ATHLETE ACADEMICS

SKYHAWKS SHATTER GPA RECORD

» For the second straight semester, UT Martin student-athletes shattered a record for Grade Point Average as the Skyhawks combined for a 3.28 GPA for the 2020 fall term.

THE GRADUATES

» Nine players on the 2020-21 UT Martin roster have already received bachelor's degrees:

- Cru Birdyshaw
- Ryan Clark
- Korbin Harmon
- Chris Jackson
- D'Carrious Stephens
- Donnell Williams
- Rodney Williams
- Jay Woods
- Lamarcus Young

OVC COMMISSIONER'S HONOR ROLL

» There were eight UT Martin representatives on the Ohio Valley Conference Commissioner's Honor Roll for the 2019 season, including current team members John Bachus III, Colton Dowell, Korbin Harmon, Gavin Olson and Takeem Young. Team members had to possess at least a 3.25 GPA for the previous school year and use a season of competition to be eligible.

ATHLETIC DIRECTOR'S HONOR ROLL

» The Skyhawk football team was responsible for the most Athletic Director's Honor Roll recipients, placing 45 student-athletes on the prestigious list. Student-athletes earning a spot on the AD Honor Roll had to compiled at least a 3.0 GPA or higher for the fall semester. Football was represented in the fall of 2020 by Mitchell Appleton, John Bachus III, Cru Birdyshaw, Jalon Cole, Reed Davis, Tyler Denson, Daylan Dotson, Colton Dowell, David DuBose, Davin Dyal, Brandon Floyd, John Ford, Greg Forrester, Isaiah Gibbs, Wyatt Gilbert, Kendrick Gillespie, David Green, Greg Gyenis, Matthan Hatchie, Andrew Henley, Xiere Howard, Antonio Jackson, Chrishun Jackson, Hunter Kendall, Christian LaBreche, Rush Lansdell, Tyler Larco, Chris McAbee, Traquan McNair, Eli Patrick, Austin Pickett, Brock Powers, Anthony Prospere, Campbell Puckett, Bryce Rawls, Cade Richards, Zoe Roberts, James Shephard, Tanner Snyder, CJ Swan, Collin Tatko, Josiah Tingley, Jake Willis, Lamarcus Young, Takeem Young.

SKYHAWKS POST PERFECT GPAs in FALL

» Four UT Martin football players posted perfect semesters in the classroom during an unconventional fall semester. Cru Birdyshaw (exercise science and wellness), David DuBose (criminal justice), Tyler Larco (pre-med) and Takeem Young (pre-med) each posted perfect 4.0 Grade Point Averages during the fall 2020 term.

BATTLE FOR THE VOLUNTEER STATE

Football has been a storied part of the state of Tennessee's history for decades. Dating back to the 2010 season, UT Martin ranks third in the state - including all Division I universities - in winning percentage at 52.1 percent. The Skyhawks are 16-6 against in-state foes since 2014.

	20-21	2019	2018	2017	2016	2015	2014	2013	2012	2011	2010	Total [%]
Chattanooga	2-1	6-6	6-5	3-8	9-4	9-4	10-4	8-4	6-5	5-6	5-6	69-53 [56.5]
Memphis	8-3	12-2	8-6	10-3	8-5	9-4	10-3	3-9	4-8	2-10	1-11	75-64 [53.9]
UT Martin	1-2	7-5	2-9	6-5	7-5	7-4	5-6	7-5	8-3	5-7	6-5	61-56 [52.1]
Tennessee	3-7	8-5	5-7	4-8	9-4	9-4	7-6	5-7	5-7	6-7	7-5	68-67 [50.3]
Tennessee State	1-2	3-9	4-5	6-5	7-4	4-6	5-6	10-3	8-3	5-6	3-8	56-57 [49.5]
Middle Tennessee	3-6	4-8	8-6	7-6	8-5	7-6	6-6	8-5	8-4	2-10	6-7	67-69 [49.2]
Vanderbilt	0-9	3-9	6-7	5-7	6-7	4-8	3-9	9-4	9-4	6-7	2-10	53-81 [39.5]
ETSU	1-1	3-9	8-4	4-7	5-6	2-9	0-0	0-0	0-0	0-0	0-0	23-36 [38.9]
Tennessee Tech	1-2	7-5	1-10	1-11	5-6	4-7	5-7	5-7	3-8	7-4	5-6	43-74 [36.7]
Austin Peay	2-4	11-4	5-6	8-4	0-11	0-11	1-11	0-12	2-9	3-8	2-9	34-89 [27.6]



BY THE NUMBERS

- **Overall:** 88-75 (.540)
- **OVC Play:** 70-44 (.614) | **Non-OVC:** 18-31 (.367)
- **Home:** 51-24 | **Away:** 36-54
- **Conference Championships:** One (2006)
- **Postseason:** One (2006)



SIMPSON AT A GLANCE

Simpson's **88** wins lead all active head coaches in the OVC and marks the most wins in UT Martin history

88

15

In his **15th** season at the helm of the Skyhawks, Jason Simpson is the longest tenured head coach in the OVC

Jason Simpson's 88 career victories rank sixth in OVC history

6th



GET TO KNOW SIMPSON

EDUCATION

- Undergraduate: Southern Miss, 1994

PLAYING CAREER HIGHLIGHTS

- Mississippi State - Football (1990-92)
- Southern Miss - Baseball (1992-94)
- 1993 All-Metro second team selection

CAREER HISTORY

UT MARTIN (2006-PRESENT)

- Head Coach
- 88-75 in 15 seasons
- Won Sgt. York Trophy (10, 12, 14, 15, 16, 18, 19)
- Finished in the top half of the league 11 times
- Posted three runner-up finishes
- OVC Championship (2006)
- OVC Roy Kidd Coach of the Year (2006)
- AFCA Region 3 Coach of the Year (2006)

CHATTANOOGA (2003-05)

- Offensive Coordinator

TEXAS STATE (2000-03)

- Quarterback Coach

BLINN JUNIOR COLLEGE (2000)

- Quarterback Coach / Wide Receivers Coach

JACKSONVILLE STATE (1997-99)

- Quarterback Coach

DELTA STATE (1995)

- Defensive Graduate Assistant

CHAMPIONSHIPS

OVC CHAMPIONSHIP

- 2006

COACHING HONORS

- OVC Coach of the Year (2006)
- Eddie Robinson FCS Coach of the Year Finalist (2006, 2012, 2016)
- AFCA Region 3 Coach of the Year (2006)



HEAD COACH JASON SIMPSON



YEAR-BY-YEAR HEAD COACHING RECORD

YEAR	OVERALL		OVC		FINISH	H	A	POSTSEASON
2006	9-3	.750	6-1	.857	1st	4-1	5-2	FCS Playoffs
2007	4-7	.363	4-4	.500	6th	3-2	1-5	-
2008	8-4	.667	6-2	.750	2nd	4-2	4-2	-
2009	5-6	.454	4-4	.500	4th	4-1	1-5	-
2010	6-5	.545	5-3	.625	4th	4-1	2-4	-
2011	5-6	.454	4-4	.500	5th	4-1	1-5	-
2012	8-3	.727	6-2	.750	2nd	4-1	4-2	-
2013	7-5	.583	5-3	.625	3rd	2-3	5-2	-
2014	6-6	.500	5-3	.625	3rd	3-2	2-4	-
2015	7-4	.636	6-2	.750	3rd	3-2	4-2	-
2016	7-5	.583	6-2	.750	2nd	5-0	2-5	-
2017	6-5	.545	4-4	.500	4th	3-2	3-3	-
2018	2-9	.181	2-6	.250	8th	2-3	0-7	-
2019	7-5	.583	6-2	.750	3rd	5-2	2-5	-
20-21	1-2	.333	1-2	.333	-	1-1	0-1	-
Total	88-75	.540	70-44	.614	-	51-24	36-54	

The longest tenured head football coach in the Ohio Valley Conference is Jason Simpson, who has transformed the University of Tennessee at Martin program into one of the winningest teams in the OVC since his first season in 2006.

In 14 years, Simpson has led UT Martin to an 87-73 record (.543 winning percentage) and a 69-42 mark against OVC opponents (.621 winning percentage). That comes after the program had won 20 OVC games in its first 14 seasons in the league. He also has presided over 94 All-OVC players after the program tallied 33 such players in its first 14 seasons in the OVC.

Simpson's 87 career victories rank sixth in OVC history while his 69 conference wins come in at fourth place.

Three of the program's seven 8-win seasons have come under Simpson, including all three at the Football Championship Subdivision level. He was responsible for the program's first-ever OVC championship team in 2006, as that team ended the season with a national No. 13 ranking after finishing 9-3.

Simpson is a three-time finalist for the Eddie Robinson FCS Coach of the Year Award in 2006, 2012 and 2016 while finishing fourth overall in 2006. He won the OVC's Roy Kidd Coach of the Year award and the American Football Coaches Association Region 3 Coach of the Year accolade in 2006, his debut season at UT Martin.

A total of 15 Skyhawks have been named an All-American under Simpson. Those include Alex Atkins (2006), Don Chapman (2006), Jessie Burton (2006), Josh Yarbrough (2007), Dontrell Miller (2008), Ray Williams (2008), Joe Gibbs (2009), Josh Bey (2009), CJ Estelle (2011), Montori Hughes (2012), Quentin Sims (2012), Jeremy Butler (2013), Ben Johnson (2013), Tony Bell (2013, 2014) and Terry Williams (2019).

In April 2012, Hughes became the 12th UT Martin player and first since 1996 to be selected in the NFL Draft. Hughes was picked by the Indianapolis Colts in the fifth round (139th overall). Since 2011, Gibbs (St. Louis Rams, Green Bay Packers), Sims (Atlanta Falcons, New England Patriots), Derek Carr (New York Giants), Johnson (Kansas City Chiefs), Butler (Baltimore Ravens), DJ

Roberts (Baltimore Ravens), Abou Toure (Indianapolis Colts), Charles Sweeton (Kansas City Chiefs), Bell (Tennessee Titans) and Corey Jordan (Jacksonville Jaguars) have all received opportunities with NFL teams.

Simpson also coached Chapman for two seasons, who became just the 14th Division-I player to rush for 1,000 yards in four consecutive seasons. He was named the program's first-ever OVC Offensive Player of the Year in 2006.

The Skyhawks have won or shared the Sgt. Alvin C. York Trophy - which was established in 2007 and is given annually to the best of the four OVC teams located in Tennessee - seven times. The Skyhawks won the trophy in 2010 and shared it in 2012, 2018 and 2019 while claiming the trophy outright in 2014, 2015 and 2016. UT Martin owns a 27-12 all-time record in the Sgt. York Trophy series, which is the best mark out of the four OVC schools.

UT Martin posted a 7-5 record while going 6-2 in the OVC in 2019 to finish one game out of first place. The Skyhawks went 5-0 at home while ranking amongst OVC leaders in scoring offense (30.5 ppg, second), scoring defense (19.5, first), pass efficiency (144.7, second), pass defense efficiency (111.0, first), punt return average (16.9, first), interceptions (nine, second), sacks (25, first) and turnover margin (+5, first). As a whole, nine Skyhawks garnered 11 postseason honors as the group of Aries Davis, Austin Pickett, TJ Jefferson, JaQuez Akins and Terry Williams earn All-OVC first team honors while Peyton Logan, Colton Dowell and DaVonte Maura picked up second team honors. Freshman quarterback John Bachus III - a finalist for the Jerry Rice Freshman of the Year Award - was named the program's second OVC Freshman of the Year along with All-Newcomer honors.

Prior to accepting his first head coaching job at UT Martin, Simpson was the offensive coordinator at the University of Tennessee at Chattanooga. He was instrumental in the resurgence of the UTC football program. In 2005, Chattanooga posted a 6-5 campaign, the school's first winning season since 1997.

Before Chattanooga, Simpson coached at Texas State University, a member of the Southland Football League. He coached quarterbacks, receivers and served as the team's recruiting coordinator. In 2000, Texas State posted a 7-4 record, the school's first winning season in 10 years.

Simpson served as an assistant coach from 1997-1999 at Jacksonville State University. He coached quarterbacks and was the team's passing game coordinator. He also coached receivers and served as an assistant special teams coordinator. He was a member of the Jacksonville State staff responsible for the third best turnaround in Division I football for the 1997 and 1998 seasons.

An Ellisville, Miss. native, Simpson signed as a quarterback with Mississippi State and played for two seasons for the Bulldogs. He also played baseball for Ron Polk at Mississippi State before transferring to Southern Miss in 1992. At Southern Miss, Simpson was a two-time all-conference selection in baseball and was team captain his senior season.

After earning a bachelor's degree in 1994 from Southern Miss, he spent the next year as a graduate assistant football coach at Delta State, where he coached defensive backs. In the spring of 1995, Simpson served as an assistant football and head baseball coach at Collins High School in Mississippi.

Simpson and his wife, the former Julie Wilkerson, have two sons and a daughter: Ty, Emma and Graham. The family lives in Martin and attends First Baptist Church.

SIMPSON VS. ALL OPPONENTS

Arkansas.....	0-1
Auburn.....	0-1
Austin Peay.....	11-3
Baker.....	1-0
Bethel.....	1-0
Boise State.....	0-1
Central Arkansas.....	1-2
Chattanooga.....	2-1
Cincinnati.....	0-1
Clarion.....	1-0
Concordia.....	1-0
Cumberland.....	1-0
Eastern Illinois.....	10-4
Eastern Kentucky.....	5-8
Florida.....	0-1
Gardner-Webb.....	1-0
Georgia State.....	0-1
Hawaii.....	0-1
Iowa Wesleyan.....	1-0
Jacksonville State.....	4-10
Kentucky.....	0-2
Lambuth.....	1-0
Memphis.....	1-2
Middle Tennessee.....	0-1
Mississippi State.....	0-2
Missouri.....	0-1
Missouri State.....	0-2
Murray State.....	11-4
Northern Illinois.....	0-1
Northwestern State.....	1-0
Ohio.....	0-1
Ole Miss.....	0-2
Samford.....	2-0
South Alabama.....	0-1
South Florida.....	0-1
Southeast Missouri.....	10-4
Southeastern Louisiana.....	1-1
Southern Illinois.....	0-2
Southern Miss.....	0-1
Tennessee.....	0-1
Tennessee State.....	8-5
Tennessee Tech.....	10-4
Union College.....	1-0
Urbana.....	1-0
Total.....	88-73

SKYHAWK ASSISTANT COACHES



CHRIS POLIZZI
Asst. Head Coach
Defensive Coordinator
Third Year



KEVIN BANNON
Offensive Coordinator
Offensive Line
Ninth Year



MATT JONES
Off. Run-Game Coordinator
Tight Ends & Tackles
Second Year



SEAN FISHER
Running Backs
Co-Special Teams / Recruiting
Second Year



JAY MACINTYRE
Wide Receivers
First Year



GEORGE FRAZIER
Defensive Line
First Year



BRANDON BUTCHER
Linebackers
First Year



DEVONTE HOWARD
Offensive Graduate Assistant
Second Year



ANTONIO CLIFTON
Defensive Graduate Assistant
Rovers
Second Year



TJ JEFFERSON
Defensive Graduate Assistant
Asst. Defensive Line
First Year

SIMPSON'S RECORD WHEN...

Home Record:.....	51-24
Road Record:.....	36-54
OVC Overall:.....	70-44
OVC Home:.....	33-20
OVC Road:.....	33-25
Ranked opponents:.....	10-22
Record in August:.....	3-2
Record in September:.....	27-30
Record in October:.....	33-22
Record in November:.....	24-19
Record in February:.....	0-1
Record in March:.....	1-1
Record in April:.....	0-0
Scoring First.....	63-22
Leading at half:.....	71-15
Trailing at half:.....	13-54
Tied at half:.....	5-4
Scores <20 Points:.....	13-37
Scores >20 Points:.....	74-39
Scores 30+ Points:.....	54-15
Scores 40+ Points:.....	29-3
Opponent Scores <20 Points:.....	54-8
Opponent Scores >20 Points:.....	34-67
Opponent Scores 30+ Points:.....	14-50
Opponent Scores 40+ Points:.....	3-27
Overtime record:.....	0-5
Record after a loss:.....	43-23
Longest winning streak:.....	8 (2006)
Longest losing streak:.....	6 (2007)

ALPHABETICAL ROSTER

No.	Name	Pos.
25	Isaiah Abdullah	LB
17	JaQuez Akins	S
16	Alexander Andre	DB
	Eyabi Anoma	DL
70	Mitchell Appleton	OL
18	John Bachus III	QB
9	Osha Baker	DB
73	Cru Birdyshaw	OL
26	Dazerius Bohanna	DB
95	Kameron Bowdry	DL
	Ethan Boyd	OL
	Jalen Bracey	WR
84	Kevin Butler	WR
	Jerry Chandler	WR
48	Ryan Clark	K
38	Jermaine Cooley	LB
91	Giovanni Davis	DL
99	Kenyon Davis	DL
55	Reed Davis	OL
34	Kareem Dinzey	DB
92	Daylan Dotson	DL
15	Colton Dowell	WR/TE
45	David DuBose	DL
12	Carson Evans	S
14	Trey Fisher	QB
71	Brandon Floyd	OL
41	John Ford	LB
72	Greg Forrester	OL
37	Isaiah Gibbs	RB
5	Jaden Gibbs	WR
46	Wyatt Gilbert	RB
	Kendrick Gillespie	RB
97	David Green	DL
88	Richie Griglion III	TE
	Steve Guy	S
28	Vincent Guy	DB
	Greg Gyenis	OL
8	Korbin Harmon	DE
54	Matthan Hatchie	OL
83	Andrew Henley	WR
51	Kareem Hobbs	LB
	Kendarius Holliman	DB
	Cam'Ron Hopkins	RB
10	Jeremy Horton	WR
39	Xiere Howard	LB
	Xon Howard	DB
12	Stewart Howell	QB
32	Chris Hunter	LB
27	Antonio Jackson	DB
76	Chris Jackson	OL
7	Chrishun Jackson	DB
	Lenon James, Jr.	DL
	Larry Johnson	DL
	Hunter Kendall	RB
65	Alex Kirton	OL
24	Jamarius Landers	DL
49	Tyler Larco	K
89	Deray Lawrence	WR
23	Peyton Logan	RB
19	Jack Lucas	DB
43	Chris McAbee	LS
16	Tamel McCall	DB
63	Shane McGroarty	OL
98	Traquan McNair	DL
68	Malcolm Miller	OL
41	TJ Minnifee	DL
	Lamar Morgan	OL
6	AJ Moss	DB

NUMERICAL ROSTER

No.	Name	Pos.	Ht.	Wt.	Yr.	Hometown (Previous School)
2	Rodney Williams II	WR/TE	6-4	235	R-Sr.	Memphis, Tenn. (Germantown HS)
3	Dresser Winn	QB/P	6-3	215	R-Jr.	Dresden, Tenn. (Dresden HS)
3	Takeem Young	S	6-1	200	R-Jr.	Greeneville, Tenn. (Greeneville HS)
4	Jay Woods	DB	5-9	185	Grad.	Pinson, Ala. (South Alabama)
5	Jaden Gibbs	WR	6-4	185	R-Fr.	Knoxville, Tenn. (Farragut HS)
6	AJ Moss	DB	6-2	170	Fr.	Tampa, Fla. (Bloomingdale HS)
7	Chrishun Jackson	DB	6-0	180	R-Jr.	Tunica, Miss. (Northeast Mississippi CC)
8	Korbin Harmon	DE	6-5	275	R-Sr.	Oxford, Miss. (Pearl River CC)
9	Osha Baker	DB	5-10	195	Fr.	Sanford, Fla. (Seminole HS)
10	Jeremy Horton	WR	5-9	165	R-So.	Bonaire, Ga. (Veterans HS)
11	Donnell Williams	WR	6-3	205	R-Sr.	St. Louis, Mo. (Gateway Tech HS)
12	Carson Evans	S	6-1	185	R-Fr.	Memphis, Tenn. (First Assembly Christian)
12	Stewart Howell	QB	6-1	200	R-Fr.	Knoxville, Tenn. (Christian Academy of Knoxville)
13	Marqwell Odom	WR	5-8	165	Sr.	Murfreesboro, Tenn. (Independence CC)
14	Trey Fisher	QB	5-11	180	Fr.	Tallahassee, Fla. (Godby HS)
15	Colton Dowell	WR/TE	6-3	215	R-Jr.	Lebanon, Tenn. (Wilson Central HS)
16	Alexander Andre	DB	5-11	175	Fr.	Orlando, Fla. (Bishop Moore HS)
17	JaQuez Akins	S	5-9	185	Sr.	Starkville, Miss. (East Mississippi CC)
18	John Bachus III	QB	6-2	215	R-So.	Pulaski, Tenn. (Giles County HS)
18	John Ford	LB	6-3	230	R-Jr.	Nashville, Tenn. (John Overton HS)
19	Jack Lucas	DB	6-0	180	R-Fr.	Louisville, Ky. (Louisville Male)
20	Anthony Prospere	DB	6-0	195	Fr.	Deerfield Beach, Fla. (Deerfield Beach HS)
21	Zak Wallace	RB	5-11	215	R-Fr.	Benton, Ark. (Benton HS)
22	Wanya Moton	DB	6-1	190	R-Jr.	Murfreesboro, Tenn. (Oakland HS)
23	Peyton Logan	RB	5-8	190	Sr.	Horn Lake, Miss. (Horn Lake HS)
24	Jamarius Landers	DL	6-3	245	So.	Deerfield Beach, Fla. (Deerfield Beach HS)
25	Isaiah Abdullah	LB	6-3	220	R-Fr.	Los Angeles, Calif. (Wyoming)
26	Dazerius Bohanna	DB	5-11	165	R-Jr.	Cordova, Tenn. (Arkansas - Monticello)
27	Antonio Jackson	DB	6-1	185	Fr.	Bessemer, Ala. (Hueytown HS)
28	Vincent Guy	DB	6-0	180	R-Fr.	Memphis, Tenn. (Whitehaven HS)
29	Lamarcus Young	RB	5-11	200	R-Sr.	Bartlett, Tenn. (Bartlett HS)
30	Deven Sims	S	6-2	200	R-Jr.	Smyrna, Tenn. (Smyrna HS)
31	D'Carrious Stephens	LB	6-0	225	R-Sr.	Union City, Tenn. (Union City HS)
32	Chris Hunter	LB	6-1	240	R-Fr.	Knoxville, Tenn. (Army Prep)
34	Kareem Dinzey	DB	6-1	175	Fr.	Kissimmee, Fla. (Tohopekaliga HS)
35	Tevin Shipp	LB	6-2	230	R-Fr.	Smyrna, Tenn. (Smyrna HS)
36	Shamari Weir	LB	6-0	220	Fr.	Coconut Creek, Fla. (Coconut Creek HS)
37	Isaiah Gibbs	RB	5-9	185	R-Fr.	Knoxville, Tenn. (Farragut HS)
38	Jermaine Cooley	DL	6-2	240	So.	Dublin, Ga. (Dublin HS)
39	Xiere Howard	LB	6-1	195	Fr.	Brentwood, Tenn. (Brentwood HS)
40	Brock Powers	LS	6-2	230	Jr.	Cornersville, Tenn. (Cornersville HS)
41	TJ Minnifee	DL	6-3	250	R-Jr.	Nashville, Tenn. (Tennessee)
42	CJ Swan	LB	6-0	225	R-Fr.	Marietta, Ga. (Marietta HS)
43	Chris McAbee	LS	6-1	250	R-So.	Kingston, Tenn. (Roane County HS)
44	Malik Smith	LB	6-2	235	Fr.	Muscle Shoals, Ala. (Muscle Shoals HS)
45	David DuBose	DL	6-3	265	R-Sr.	Huntsville, Ala. (Columbia HS)
46	Wyatt Gilbert	RB	5-11	180	Fr.	Fairfield, Ill. (Fairfield HS)
47	Austin Pickett	DL	6-1	270	R-Sr.	Lake Minneola, Fla. (Lake Minneola HS)
48	Ryan Clark	K/P	5-7	180	R-Sr.	Nashville, Tenn. (Franklin Road Academy)
49	Tyler Larco	K/P	5-9	155	R-Fr.	Miami, Fla. (Miami Palmetto)
51	Kareem Hobbs	LB	6-0	225	R-Fr.	Marietta, Ga. (Marietta HS)
54	Matthan Hatchie	OL	6-2	310	Jr.	Haleiwa, Hawaii (Garden City CC)
55	Reed Davis	OL	6-3	270	R-Fr.	Booneville, Miss. (Booneville HS)
62	Josiah Tingley	OL	6-2	290	Fr.	Cordova, Tenn. (Evangelical Christian HS)
63	Shane McGroarty	OL	6-4	310	R-So.	St. Louis, Mo. (Mehlville HS)
65	Alex Kirton	OL	6-0	320	So.	West Des Moines, Iowa (Iowa Western CC)
66	Michael Shanahan	OL	6-5	310	R-So.	Orlando, Fla. (First Academy HS)
67	Matthew Needham	OL	6-6	315	R-Fr.	Germantown, Tenn. (Houston HS)
68	Malcolm Miller	OL	6-3	315	R-Jr.	Vicksburg, Miss. (Jones County JC)
70/87	Cade Richards	OL	6-5	265	Fr.	Clearwater, Fla. (Clearwater Central Catholic)
71	Brandon Floyd	OL	6-4	290	R-Fr.	Festus, Mo. (Jefferson HS)
72	Greg Forrester	OL	6-3	275	Fr.	Florence, Ala. (Florence HS)
73	Cru Birdyshaw	OL	6-7	325	R-Sr.	Jasper, Ala. (Jones County JC)
74	Mitchell Appleton	OL	6-5	300	Fr.	De Soto, Mo. (De Soto HS)
76	Chris Jackson	OL	6-9	330	R-Sr.	Lexington, Ky. (Lexington Catholic HS)
79	Gavin Olson	OL	6-4	290	So.	Memphis, Tenn. (Memphis Harding Academy)
80	Zoe Roberts	WR	5-11	185	Fr.	Perry, Fla. (Taylor County HS)
83	Andrew Henley	WR	5-9	165	Fr.	Miami, Fla. (Hallandale HS)

NUMERICAL ROSTER

No.	Name	Pos.	Ht.	Wt.	Yr.	Hometown (Previous School)
84	Kevin Butler	WR	6-0	180	So.	Miami, Fla. (Booker T. Washington HS)
86	Tanner Snyder	TE	6-3	245	Fr.	Tiptonville, Tenn. (Lake County HS)
88	Richie Griglione III	TE	6-5	235	So.	Truro, Iowa (Iowa Western CC)
89	Deray Lawrence	WR	5-7	130	R-So.	Germantown, Tenn. (Germantown HS)
91	Giovanni Davis	DL	6-3	250	Fr.	Miami Gardens, Fla. (Dr. Krop HS)
92	Daylan Dotson	DL	6-2	280	Fr.	Savannah, Ga. (Jenkins HS)
95	Kameron Bowdry	DL	6-2	300	R-So.	St. Louis, Mo. (St. Louis University HS)
98	Traquan McNair	DL	6-1	320	R-Fr.	DeLand, Fla. (DeLand HS)
99	Kenyonte Davis	DL	6-5	290	R-So.	Columbia, Tenn. (Columbia Central HS)
	Eyabi Anoma	DL	6-4	235	R-So.	Baltimore, Md. (Houston)
	Ethan Boyd	OL	6-5	295	So.	Crystal Springs, Miss. (Hinds CC)
	Jalen Bracey	WR	5-9	185	So.	Jackson, Miss. (Mississippi Gulf Coast CC)
	Jerry Chandler	WR	5-10	170	Fr.	De Soto, Mo. (De Soto HS)
	Will Crabtree	LB	6-0	205	Fr.	Hendersonville, Tenn. (Beech HS)
	Kendrick Gillespie	RB	5-7	190	R-So.	Memphis, Tenn. (Lane College)
	David Green	DL	6-3	255	Fr.	Fort Pierce, Fla. (Centennial HS)
	Steve Guy	S	5-11	170	Fr.	Memphis, Tenn. (Southwind HS)
	Greg Gyenis	OL	6-3	305	Fr.	Tampa, Fla. (Jesuit HS)
	Kendarius Holliman	DB	5-9	165	R-So.	Jackson, Tenn. (Liberty Tech HS)
	Cam'Ron Hopkins	RB	5-4	180	Jr.	Dyersburg, Tenn. (Bethel)
	Xon Howard	DB	5-5	140	Sr.	Brentwood, Tenn. (Brentwood HS)
	Lenon James, Jr.	DL	6-1	275	Fr.	Memphis, Tenn. (Memphis Central HS)
	Hunter Kendall	RB	5-11	210	Fr.	Memphis, Tenn. (Memphis University School)
	Larry Johnson	DL	6-0	275	Fr.	Davie, Fla. (Western HS)
	Tamel McCall	DB	6-0	175	R-So.	Riverview, Fla. (Riverview HS)
	Lamar Morgan	OL	6-5	305	So.	Decatur, Miss. (East Central CC)
	Gerard Nesbitt	QB	6-3	240	Fr.	Plantation, Fla. (Plantation HS)
	Kobe Okeke	LB	6-1	220	Fr.	Smyrna, Tenn. (Birmingham Sports Academy)
	Erin Parker	TE	6-3	230	Fr.	Memphis, Tenn. (Memphis Central HS)
	Eli Patrick	OL	6-0	225	Fr.	Covington, Tenn. (Covington HS)
	Campbell Puckett	OL	6-2	280	Fr.	Tiptonville, Tenn. (Lake County HS)
	Bryce Rawls	RB	5-10	215	Fr.	Nashville, Tenn. (Davidson Academy)
	James Shephard	WR	6-2	210	Fr.	West Memphis, Ark. (West Memphis HS)
	Tyler Shorter	DB	6-0	165	R-Fr.	Sardis, Miss. (North Panola HS)
	Tyson Strickland	DL	6-2	270	Fr.	Cordova, Tenn. (Tennessee Valley Prep)
	Jake Willis	LB	6-0	225	Fr.	Newbern, Tenn. (Dyer County HS)
	Aron Whittle	WR	5-9	180	Fr.	Newbern, Tenn. (Dyer County HS)
	Drake Yates	WR	5-9	170	So.	Dresden, Tenn. (Bethel)

ALPHABETICAL ROSTER

No.	Name	Pos.
22	Wanya Moton	DB
67	Matthew Needham	OL
	Gerard Nesbitt	QB
13	Marqwell Odom	WR
	Kobe Okeke	LB
79	Gavin Olson	OL
	Erin Parker	TE
	Eli Patrick	OL
47	Austin Pickett	DL
40	Brock Powers	LS
20	Anthony Prospere	DB
	Campbell Puckett	OL
	Bryce Rawls	RB
70/87	Cade Richards	OL
80	Zoe Roberts	WR
66	Michael Shanahan	OL
	James Shephard	WR
35	Tevin Shipp	LB
	Tyler Shorter	DB
30	Deven Sims	S
44	Malik Smith	LB
86	Tanner Snyder	TE
31	D'Carrious Stephens	LB
	Tyson Strickland	DL
42	CJ Swan	LB
62	Josiah Tingley	OL
21	Zak Wallace	RB
36	Shamari Weir	LB
	Aron Whittle	WR
11	Donnell Williams	WR
2	Rodney Williams II	WR
	Jake Willis	LB
3	Dresser Winn	QB
4	Jay Woods	DB
	Drake Yates	WR
29	Lamarcus Young	RB
3	Takeem Young	S

FOOTBALL STAFF

Coaching Staff

Head Coach: Jason Simpson Southern Miss, 1995	15th season
Asst. Head Coach/Defensive Coordinator/Safeties: Chris Polizzi Lake Forest, 2005	Third season
Offensive Coordinator/Offensive Line: Kevin Bannon UT Martin, 2009	Nine season
Run-Game Coordinator/Tight Ends & Tackles: Matt Jones Eastern Illinois, 2008	Second season
Special Teams Coordinator/Running Backs/Recruiting Coordinator: Sean Fisher Mount Union, 2008	Second season
Wide Receivers Coach: Jay MacIntyre Colorado, 2018	First season
Defensive Line: George Frazier Colorado, 2016	First season
Linebackers: Brandon Butcher Coastal Carolina, 2014	First season

Graduate Assistants

Offensive Graduate Assistant: Devonte Howard UT Martin, 2018	Second season
Defensive Graduate Assistant/Rovers: Antonio Clifton UT Martin, 2019	Second season
Defensive Graduate Assistant/Asst. Defensive Line: TJ Jefferson UT Martin, 2019	First season

Support Staff

Director of Football Operations: Chris Bell	Fifth season
Equipment Manager: Houston Downey	Second season
Interim Head Coach for Strength and Conditioning: Tony Lester	Ninth season

PRONUNCIATION GUIDE

Isaiah Abdullah	(Ab-dual-uh)
Ja'Quez Akins	(Jah-Qwezz Ache-inns)
John Bachus III	(Back-us)
Oshae Baker	(Oh-shay)
Cru Birdyshaw	(Bird-ee-shaw)
Dazerius Bohanna	(Duh-zair-ee-us Bow-hannah)
Kameron Bowdry	(Bow *like wow*-dree)
Giovanni Davis	(Gee-oh-vhon-ee)
Kenyonte Davis	(Ken-yawn-tay)
David DeBose	(Dew-Bows)
Kareem Dinzey	(Kuh-reem)
Jaden Gibbs	(Jay-den)
Kendrick Gillespie	(Gill-esp-y)
Richie Griglione III	(Grig-lee-owe-knee)
Matthan Hatchie	(Math-an Hatch-ee)
Xiere Howard	(Zi-ear)
Alex Kirton	(Kurt-on)
Jamarius Landers	(Juh-mar-ee-us)
Shane McGroarty	(Mc-grow-are-tee)
Traquan McNair	(Trey-qwuan)
Chrishun Jackson	(Cree-shun)
TJ Minnifee	(Min-ee-fee)
Wanya Moton	(Juan-Yay Mo-tawn)
Marqwell Odom	(Marr-kwell)
D'Carrious Stephens	(Dee-Care-ee-us)
Shamari Weir	(Shuh-mar-ee Wee'r)
Takeem Young	(Tuh-kheem)

OHIO VALLEY CONFERENCE



OVC WEEKLY AWARDS

OVC OFFENSIVE PLAYER OF THE WEEK

Date	Player	Team
Feb. 23	David Gist	Tennessee Tech
March 2	Brian Snead	Austin Peay
March 16	Zion Webb	Jacksonville State
March 23	Draylen Ellis	Austin Peay
March 30	-	-
April 6	-	-
April 13	-	-
April 20	-	-

OVC DEFENSIVE PLAYER OF THE WEEK

Date	Player	Team
Feb. 23	Seth Carlisle	Tennessee Tech
March 2	Jack McDonald	Austin Peay
	Nicario Harper	Jacksonville State
March 16	Marcis Floyd	Murray State
March 23	Elijah Culp	Austin Peay
	Eric Samuta	Murray State
March 30	-	-
April 6	-	-
April 13	-	-
April 20	-	-

OVC SPECIALIST OF THE WEEK

Date	Player	Team
Feb. 23	Hayden Olsen	Tennessee Tech
March 2	Dresser Winn	UT Martin
March 16	Antonio Zita	Tennessee State
March 23	Antonio Zita	Tennessee State
March 30	-	-
April 6	-	-
April 13	-	-
April 20	-	-

OVC NEWCOMER OF THE WEEK

Date	Player	Team
Feb. 23	Draylen Ellis	Austin Peay
March 2	Brian Snead	Austin Peay
March 16	Damonta Witherspoon	Murray State
March 23	Draylen Ellis	Austin Peay
March 30	-	-
April 6	-	-
April 13	-	-
April 20	-	-



OVC PREDICTED ORDER

Predicted Order of Finish

1.	Austin Peay	128
2.	Jacksonville State	102
3.	UT Martin	97
4.	Southeast Missouri	90
5.	Eastern Kentucky*	83
6.	Tennessee Tech	57
7.	Murray State	35
8.	Tennessee State	33
9.	Eastern Illinois	23

*Eastern Kentucky opted out of OVC play



OVC STANDINGS

SCHOOL	CONF	OVERALL	PCT.	HOME	AWAY	NEUTRAL	STREAK
Murray State	3-0	3-0	1.000	1-0	2-0	0-0	W3
Jacksonville State	3-0	6-1	0.857	2-0	4-1	0-0	W6
Austin Peay	2-1	2-4	0.333	1-0	1-3	0-1	W2
UT Martin	1-2	1-2	0.333	1-1	0-1	0-0	L1
Tennessee State	1-2	1-2	0.333	1-1	0-1	0-0	W1
Tennessee Tech	1-2	1-2	0.333	1-1	0-1	0-0	L2
Southeast Missouri	1-2	1-3	0.250	0-2	1-1	0-0	L2
Eastern Illinois	0-3	0-3	0.000	0-1	0-2	0-0	L3
Eastern Kentucky	0-0	3-6	0.333	2-2	1-4	0-0	W1



OVC SCHEDULE AT A GLANCE

Sunday, March 21

Tennessee Tech at Eastern Illinois*	1 p.m.	ESPN+
UT Martin at Austin Peay*	2 p.m.	ESPN+
Southeast Missouri at #8 Jacksonville State*	2 p.m.	ESPN+
Tennessee State at #24 Murray State*	2 p.m.	ESPN+



PRESEASON ALL-OVC

Preseason Offensive Player of the Year

DeAngelo Wilson (WR), Austin Peay

Offense

QB - Zerrick Cooper, Jacksonville State
 QB - Bailey Fisher, Tennessee Tech
RB - Peyton Logan, UT Martin
 RB - Alonzo Booth, Eastern Kentucky
 FB - David Dyal, UT Martin*
 WR - DeAngelo Wilson, Austin Peay
 WR - Baniko Harley, Austin Peay
 WR - LaMarte Brooks, Murray State
 WR - Aaron Alston, Southeast Missouri
 WR - Isaiah Hill, Eastern Illinois.
TE/WR - Colton Dowell, UT Martin
 TE - Trae Barry, Jacksonville State
 OL - Blake Mitchell, Austin Peay
 OL - Aries Davis, UT Martin*
 OL - Tucker Schroeder, Eastern Kentucky
 OL - Mike Rhoades, Tennessee Tech
 OL - Graham Ashkettle, Eastern Kentucky
 OL - Michael Shaddix, Jacksonville State
 OL - Cam Durley, Tennessee State
 OL - JaChai Baker, Southeast Missouri

Preseason Defensive Player of the Year

Kordell Jackson (NB), Austin Peay

Defense

DE - Chris Tucker, Tennessee Tech
 DT - Josephus Smith, Austin Peay
 DT - John Wesley Whiteside, Austin Peay
DT - Austin Pickett, UT Martin
 DE - DJ Coleman, Jacksonville State
 OLB - Dytarius Johnson, Eastern Illinois
 ILB - Anthony Koclanakis, Murray State
 ILB - Zack Woodard, Jacksonville State
 ILB - Jack McDonald, Austin Peay
 OLB - Tai Carter, Tennessee Tech
 CB - Nick Harper Jr., Tennessee State
 CB - Yul Gowdy, Jacksonville State
S - JaQuez Akins, UT Martin
 S - Bydarrus Knighten, Southeast Missouri
 NB - Kordell Jackson, Austin Peay


Specialists

K - Kendrick Tiller, Southeast Missouri
 P - Kaleb Mosley, Tennessee State
 KR - Metrius Fleming, Tennessee Tech
 PR - Malik Honeycutt, Murray State



OVC IN THE POLLS (STATS/FCS COACHES) WEEK-BY-WEEK

	AP	EIU	EKU	JSU	MUR	SEMO	TSU	TTU	UTM
AUG. 25	13	-	RV	RV	-	25/-	-	-	-
FEB. 22	RV/-	-	-	16/-	-	21/-	-	23/-	RV/-
MARCH 1	RV/-	-	-	10/-	-	16/-	-	RV/-	-
MARCH 8	RV/-	-	-	10/-	RV/-	RV/-	-	-	-
MARCH 15	RV/RV	-	-	8/8	25/24	-	-	-	-
MARCH 22	-	-	-	-	-	-	-	-	-
MARCH 29	-	-	-	-	-	-	-	-	-
APRIL 5	-	-	-	-	-	-	-	-	-
APRIL 12	-	-	-	-	-	-	-	-	-
APRIL 19	-	-	-	-	-	-	-	-	-
FINAL	-	-	-	-	-	-	-	-	-



SGT. YORK TROPHY WINNERS

2007 - Tennessee State*, Austin Peay
 2008 - Tennessee State
 2009 - Tennessee Tech
 2010 - UT Martin
 2011 - Tennessee State*, Tennessee Tech
 2012 - Tennessee State*, UT Martin
 2013 - Tennessee State
 2014 - UT Martin
 2015 - UT Martin
 2016 - UT Martin*, Tennessee State, Tennessee Tech
 2017 - Austin Peay
 2018 - Austin Peay*, Tennessee State, UT Martin
 2019 - Austin Peay*, Tennessee State, UT Martin

*Took home the trophy due to winning the tiebreaker

SGT. YORK TROPHY CONTESTS

2019

Oct. 12 **UT Martin 55**, at Tennessee Tech 14
 Oct. 19 at Tennessee State 26, Austin Peay 24
 Oct. 26 Austin Peay 58, at Tennessee Tech 21
 Nov. 9 at Austin Peay 38, **UT Martin 24**
 Nov. 16 at **UT Martin 28**, Tennessee State 17
 Nov. 23 Tennessee State 37, at Tennessee Tech 27

2020-21

Feb. 21 at Tennessee Tech 27, Austin Peay 21
 Feb. 28 at Austin Peay 27, Tennessee State 20
 March 21 **UT Martin** at Austin Peay
 March 28 **UT Martin** at Tennessee State
 April 3 Tennessee State at Tennessee Tech
 April 11 Tennessee Tech at **UT Martin**

In July 2007, the Nashville Sports Council and the Ohio Valley Conference announced the creation of the Sergeant York Trophy which goes to the winner of the quadrangular season football series between the four Ohio Valley Conference football-playing schools located in the state of Tennessee – Austin Peay State University, Tennessee State University, Tennessee Technological University and the University of Tennessee at Martin.

In 2014 Delta Dental of Tennessee became the presenting sponsor of the Trophy and was joined by Farm Bureau Health Plans in 2019.

The award is only the second traveling trophy that involves more than two teams in college sports; the other is the Commander in Chief's Trophy which has been contested between Air Force, Army and Navy annually since 1972.

The award is named in honor of Alvin C. York, the most noted Soldier of World War I. As a corporal in the 2nd battalion, 328th Infantry, in the Battle of the Meuse River-Argonne (Oct. 8, 1918), York and seven other soldiers captured 132 prisoners, was promoted to sergeant and received the Distinguished Service Cross, the French Croix de Guerre, the French Legion of Honor, the Croce di Guerra of Italy and the War Medal of Montenegro. Upon his return to the United States in 1919, he was bestowed the Congressional Medal of Honor.

Following the war York returned his home in Pall Mall, Tenn. (located in north central Tennessee, 55 miles northeast of Cookeville) where he dedicated his life to improving education and facilitating educational opportunities for children in the state of Tennessee. In 1927 he established the Alvin C. York Institute after spending several years raising money for the school which opened as a private institution. That school was established, in part, to provide educational opportunities denied to the boys and girls of Fentress County. In 1937, the Institute became a state special school after an appeal to the Tennessee State Legislature. The school, located in Jamestown, Tenn., is still in operation today.

York died on Sept. 2, 1964 and the foundation which he helped establish in 1920 – The Sergeant York Patriotic Foundation – was dormant for many years. The Foundation was re-established by Lipscomb Davis, Jr. in 1992 and is currently run by Sgt. York's grandson Gerald (U.S. Army Colonel, Retired). York's papers are archived by Michael E. Birdwell, Ph.D., who is an associate professor of history at Tennessee Technological University, one of the four institutions that will compete for the yearly honor.

After the completion of the football season, the Sergeant York Trophy is awarded to the institution with the best head-to-head record in the match-ups with their fellow Tennessee schools. In the event of a tie, the award is shared; however, the previous winner will retain the trophy if they are part of the tie. If the tie is between two other institutions, the trophy will go to the institution that has gone the most seasons without winning the trophy.

SGT. YORK GAME RECORDS

TEAM

Points: 61 - UT Martin vs. Austin Peay (10/8/11)
Total Offensive Yards: 644 - Austin Peay vs. Tennessee State (11/5/16)
First Downs: 36 - Tennessee Tech vs. Tennessee State (10/15/11)
Rushing Yards: 423 - Austin Peay vs. Tennessee Tech (11/4/17)
Rushing Attempts: 63 - Tennessee State vs. Austin Peay (9/15/07)
Rushing Touchdowns: 5 - Austin Peay vs. UT Martin (11/9/19)
 5 - Tennessee Tech vs. Austin Peay (11/19/11)
 5 - Tennessee Tech vs. Austin Peay (11/23/13)
 422 - UT Martin vs. Tennessee Tech (11/10/12)
Passing Yards: 58 - Tennessee Tech vs. Tennessee State (10/15/11)
Passing Attempts: 6 - UT Martin vs. Austin Peay (10/8/11)
Passing Touchdowns: 35 - UT Martin vs. Tennessee Tech (11/10/12)
Completions: 3 - Done 9 Times
Interceptions: 92 - Tennessee State vs. Tennessee Tech (10/31/09)
INT Return Yards: 3 - Done 10 Times
Fumbles Lost: 3 - Done 10 Times
Fumble Recoveries: 8 - UT Martin vs. Tennessee Tech (10/3/15)
Sacks: 5 - Done 3 Times
Turnovers Committed: 19 - UT Martin vs. Tennessee State (10/19/13)
Penalites: 167 - Tennessee State vs. Austin Peay (11/8/14)
Penalty Yards:

INDIVIDUAL

Rushing Yards: 195 - Javarris Williams, TSU vs. APSU (10/18/08)
Rushing Attempts: 35 - Don Chapman, UTM vs. TSU (11/17/07)
Rushing Touchdowns: 4 - Javarris Williams, TSU vs. UTM (11/17/07)
Longest Rush: 84 - Ladarius Vanlier, TTU vs. APSU (11/22/14)
 84 - Ronald Butler, TSU vs. APSU (11/5/16)
 422 - Derek Carr, UTM vs. TTU (11/10/12)
Passing Yards: 58 - Tre Lamb, TTU vs. TSU (10/15/11)
Passing Attempts: 35 - Derek Carr, UTM vs. TTU (11/10/12)
Completions: 6 - Derek Carr, UTM vs. APSU (10/8/11)
Passing Touchdowns: 84 - Jeremy Perry, TSU vs. TTU (10/23/10)
Longest Pass: 3 - Done 5 Times
Most Interceptions: 198 - Ben Axline, UTM vs. APSU (10/8/16)
Receiving Yards: 13 - Jeremy Butler, UTM at TTU (11/10/12)
Receptions: 3 - Done 10 Times
Receiving Touchdowns: 84 - Calvin McNair, TSU vs. TTU (10/23/10)
Longest Reception: 5 - Jamin Godfrey, TSU vs. TTU (10/27/12)
Field Goals Made: 57 - Lane Clark, TSU vs. UTM (10/1/16)
Longest Field Goal: 57 - Nick Madonia, TTU vs. TSU (11/12/16)
Punts: 10 - Jonathan King, TTU vs. UT Martin (10/3/15)
Longest Punt: 73 - James Satterfield, UTM vs. TTU (11/10/12)
Punt Return Yards: 107 - CJ Estelle, UTM vs. APSU (11/6/10)
Longest Punt Return: 76 - CJ Estelle, UTM vs. APSU (10/8/11)
Kick Return Yards: 243 - Terrence Holt, APSU vs. UTM (11/21/09)
Longest Kick Return: 100 - Weldon Garlington, TSU vs. APSU (10/1/11)
All-Purpose Yards: 312 - Terrence Holt, APSU vs. UTM (11/21/09)
Interceptions: 2 - Done Seven Times
Tackles: 20 - Corey Reed, TTU vs. UTM (10/16/08)
Sacks: 2.5 - Antonio Harper, TSU vs. TTU (10/15/11)
 2.5 - Antonio Harper, TSU at UTM (10/19/13)
 2.5 - Damani Taylor, UTM vs. TTU (10/3/15)
 2.5 - Jaison Williams, APSU vs. UTM (9/30/17)
 2.5 - TJ Jefferson, UTM at TTU (10/12/19)

HONORS AND AWARDS

- JAQUEZ AKINS (S)**
Preseason All-OVC
Phil Steele Preseason All-OVC first team
Hero Sports Preseason OVC All-Conference
- JOHN BACHUS III (QB)**
Phil Steele Preseason All-OVC third team
2019-20 OVC Commissioner's Honor Roll
- COLTON DOWELL (WR/TE)**
STATS Perform FCS Preseason All-America first team
Hero Sports Preseason All-American second team
Phil Steele FCS Preseason All-America third team
Phil Steele Preseason All-OVC second team
Preseason All-OVC
Hero Sports Preseason OVC All-Conference
2019-20 OVC Commissioner's Honor Roll
- KORBIN HARMON (DL)**
Phil Steele Preseason All-OVC third team
2019-20 OVC Commissioner's Honor Roll
- PEYTON LOGAN (RB)**
Preseason All-OVC
Phil Steele Preseason All-OVC (RB) first team
Phil Steele Preseason All-OVC (All-Purpose) first team
Hero Sports Preseason OVC All-Conference
- GAVIN OLSON (OL)**
2019-20 OVC Commissioner's Honor Roll
- AUSTIN PICKETT (DL)**
Preseason All-OVC
Phil Steele Preseason All-OVC second team
- D'CARRIOUS STEPHENS (LB)**
Phil Steele Preseason All-OVC third team
- DONNELL WILLIAMS (WR)**
Phil Steele Preseason All-OVC third team
- RODNEY WILLIAMS II (WR)**
Phil Steele Preseason All-OVC second team
- DRESSER WINN (QB/P)**
OVC Specialist of the Week (3/2)
- TAKEEM YOUNG (S)**
2019-20 OVC Commissioner's Honor Roll

SKYHAWK MONEY PLAYS				
NOTE: Money plays are defined as plays resulting in a first down or a touchdown.				
MONEY RUSHERS	1st	TD	No.	Att
LOGAN, Peyton	6	0	6	36
BACHUS, John	4	1	5	11
WINN, Dresser	1	1	2	4
YOUNG, Lamarcus	1	0	1	6
WALLACE, Zak	1	0	1	13
TOTALS	13	2	15	73
1ST DOWN MONEY RUSHERS	1st	TD	No.	Att
LOGAN, Peyton	3	0	3	23
WINN, Dresser	1	1	2	2
WALLACE, Zak	1	0	1	6
YOUNG, Lamarcus	1	0	1	4
TOTALS	6	1	7	41
2ND DOWN MONEY RUSHERS	1st	TD	No.	Att
LOGAN, Peyton	3	0	3	12
BACHUS, John	0	1	1	3
TOTALS	3	1	4	24
3RD DOWN MONEY RUSHERS	1st	TD	No.	Att
BACHUS, John	3	0	3	3
TOTALS	3	0	3	7
4TH DOWN MONEY RUSHERS	1st	TD	No.	Att
BACHUS, John	1	0	1	1
TOTALS	1	0	1	1
MONEY RECEPTIONS	1st	TD	No.	Att
DOWELL, Colton	10	1	10	18
WILLIAMS, Rodney	8	2	8	13
WILLIAMS, Donnell	8	1	8	11
LOGAN, Peyton	3	0	3	13
ODOM, Marqwell	1	0	1	3
HORTON, Jeremy	1	0	1	2
YOUNG, Lamarcus	1	0	1	5
TOTALS	32	4	32	65
1ST DOWN MONEY RECEPTIONS	1st	TD	No.	Att
DOWELL, Colton	3	0	3	6
WILLIAMS, Rodney	2	0	2	4
WILLIAMS, Donnell	2	0	2	4
ODOM, Marqwell	1	0	1	3
TOTALS	8	0	8	23
2ND DOWN MONEY RECEPTIONS	1st	TD	No.	Att
DOWELL, Colton	5	1	5	7
WILLIAMS, Donnell	4	1	4	4
WILLIAMS, Rodney	2	1	2	3
YOUNG, Lamarcus	1	0	1	2
LOGAN, Peyton	1	0	1	6
TOTALS	13	3	13	22
3RD DOWN MONEY RECEPTIONS	1st	TD	No.	Att
WILLIAMS, Rodney	4	1	4	6
LOGAN, Peyton	2	0	2	3
WILLIAMS, Donnell	2	0	2	3
DOWELL, Colton	2	0	2	5
HORTON, Jeremy	1	0	1	1
TOTALS	11	1	11	19
4TH DOWN MONEY RECEPTIONS	1st	TD	No.	Att
	0	0	0	0
TOTALS	0	0	0	0

SKYHAWK STARTERS



GAME-BY-GAME STARTERS

Date	Opponent	QB	RB	WR	WR	WR/TE	WR/TE	LT	LG	C	RG	RT
2/28	at Murray State*	Bachus	Logan	Dowell	D. Williams	Horton	R. Williams	Shanahan	C. Jackson	Hatchie	Kirton	Olson
3/7	EASTERN ILLINOIS*	Bachus	Logan	Dowell	D. Williams	Horton	R. Williams	Shanahan	C. Jackson	Hatchie	Kirton	Olson
3/14	JACKSONVILLE STATE*	Bachus	Logan	Dowell	D. Williams	Horton	R. Williams	Shanahan	C. Jackson	Hatchie	Miller	Olson
3/21	at Austin Peay*	-	-	-	-	-	-	-	-	-	-	-
3/28	at Tennessee State*	-	-	-	-	-	-	-	-	-	-	-
4/3	SOUTHEAST MISSOURI*	-	-	-	-	-	-	-	-	-	-	-
4/11	TENNESSEE TECH*	-	-	-	-	-	-	-	-	-	-	-

Date	Opponent	JACK	DT	NT	DE	LB	LB	DB	DB	S	S	S
2/28	at Murray State*	Davis	Pickett	Bowdry	DuBose	Ford	Stephens	C. Jackson	Woods	Akins	T. Young	Sims
3/7	EASTERN ILLINOIS*	Landers	Pickett	Bowdry	DuBose	Ford	Stephens	C. Jackson	Woods	Akins	T. Young	Sims
3/14	JACKSONVILLE STATE*	Moton	Pickett	Bowdry	DuBose	Ford	Stephens	C. Jackson	Woods	Akins	T. Young	Sims
3/21	at Austin Peay*	-	-	-	-	-	-	-	-	-	-	-
3/28	at Tennessee State*	-	-	-	-	-	-	-	-	-	-	-
4/3	SOUTHEAST MISSOURI*	-	-	-	-	-	-	-	-	-	-	-
4/11	TENNESSEE TECH*	-	-	-	-	-	-	-	-	-	-	-



GAME-BY-GAME PARTICIPATION

#	Name	GP/GS	MUR	EIU	JSU	AP	TSU	SEMO	TTU	#	Name	GP/GS	MUR	EIU	JSU	AP	TSU	SEMO	TTU
25	ABDULLAH, Isaia	3/-	XXX	XXX	XXX					65	KIRTON, Alex	2/2	START	START	...				
17	AKINS, JaQuez	3/3	START	START	START					24	LANDERS, Jamari	3/1	XXX	START	XXX				
74	APPLETON, Mitch	3/-	XXX	XXX	XXX					49	LARCO, Tyler	3/-	XXX	XXX	XXX				
18	BACHUS, John	3/3	START	START	START					89	LAWRENCE, Deray	2/-	...	XXX	XXX				
9	BAKER, Oshae	1/-	...	XXX	...					23	LOGAN, Peyton	3/3	START	START	START				
26	BOHANNA, Dazeri	2/-	...	XXX	XXX					19	LUCAS, Jack	2/-	...	XXX	XXX				
95	BOWDRY, Kameron	3/3	START	START	START					98	McNAIR, Traquan	3/-	XXX	XXX	XXX				
84	BUTLER, Kevin	3/-	XXX	XXX	XXX					68	MILLER, Malcolm	3/1	XXX	XXX	START				
48	CLARK, Ryan	3/-	XXX	XXX	XXX					6	MOSS, AJ	3/-	XXX	XXX	XXX				
38	COOLEY, Jermain	3/-	XXX	XXX	XXX					22	MOTON, Wanya	2/1	XXX	...	START				
91	DAVIS, Giovanni	3/1	START	XXX	XXX					67	NEEDHAM, Matthe	3/-	XXX	XXX	XXX				
99	DAVIS, Kenyonte	3/-	XXX	XXX	XXX					13	ODOM, Marqwell	3/1	XXX	XXX	START				
55	DAVIS, Reed	2/-	...	XXX	XXX					79	OLSON, Gavin	3/3	START	START	START				
92	DOTSON, Daylan	2/-	...	XXX	XXX					47	PICKETT, Austin	3/3	START	START	START				
15	DOWELL, Colton	3/3	START	START	START					40	POWERS, Brock	3/-	XXX	XXX	XXX				
45	DuBOSE, David	3/3	START	START	START					70	RICHARDS, Cade	1/-	XXX				
12	EVANS, Carson	3/-	XXX	XXX	XXX					66	SHANAHAN, Micha	3/3	START	START	START				
71	FLOYD, Brandon	1/-	XXX					35	SHIPP, Tevin	3/-	XXX	XXX	XXX				
1D	FORD, John	3/3	START	START	START					30	SIMS, Deven	3/3	START	START	START				
37	GIBBS, Isaiah	2/-	...	XXX	XXX					86	SNYDER, Tanner	3/-	XXX	XXX	XXX				
88	GRIGLIONE, Rich	3/-	XXX	XXX	XXX					31	STEPHENS, D'Car	3/3	START	START	START				
28	GUY, Vincent	1/-	...	XXX	...					21	WALLACE, Zak	3/-	XXX	XXX	XXX				
8	HARMON, Korbin	3/-	XXX	XXX	XXX					11	WILLIAMS, Donne	3/3	START	START	START				
54	HATCHIE, Mattha	3/3	START	START	START					2	WILLIAMS, Rodne	3/3	START	START	START				
83	HENLEY, Andrew	1/-	XXX					3	WINN, Dresser	3/-	XXX	XXX	XXX				
10	HORTON, Jeremy	3/2	START	START	XXX					4	WOODS, Jay	3/3	START	START	START				
39	HOWARD, Xiere	2/-	...	XXX	XXX					29	YOUNG, Lamarcus	3/-	XXX	XXX	XXX				
32	HUNTER, Chris	3/-	XXX	XXX	XXX					3D	YOUNG, Takeem	3/3	START	START	START				
76	JACKSON, Chris	3/3	START	START	START														
7	JACKSON, Chrish	3/3	START	START	START														



GAME-BY-GAME BREAKDOWN

Game	FINAL SCORE	1	2	3	4	OT	RU	PA	PN	TOT	ATT	YDS	TD	C-A-I	YDS	TD	ATT	YDS	PUNTING NO-AVG	FUMBLES NO-LOST	PENALTY NO-YDS	THIRD DOWNS	TOTAL TOP
Murray State	L, 14-10	0	3	0	7	0	9	3	1	13	30	110	1	15-31-2	100	0	61	210	7-299	2-1	7-53	3-13	26:48
Eastern Illinois	W, 28-15	7	14	7	0	0	2	16	1	19	27	57	0	26-38-1	269	3	65	326	4-116	3-1	5-55	8-15	29:28
Jacksonville State	L, 37-20	10	0	3	7	0	2	13	5	20	20	29	1	24-43-0	252	1	63	281	5-188	2-2	8-95	3-12	25:44
Austin Peay	-	-	-	-	-	-	-	-	-	-	-	-	-	-	-	-	-	-	-	-	-	-	-
Tennessee State	-	-	-	-	-	-	-	-	-	-	-	-	-	-	-	-	-	-	-	-	-	-	-
Southeast Missouri	-	-	-	-	-	-	-	-	-	-	-	-	-	-	-	-	-	-	-	-	-	-	-
Tennessee Tech	-	-	-	-	-	-	-	-	-	-	-	-	-	-	-	-	-	-	-	-	-	-	-

LAST TIME IT HAPPENED...

- INDIVIDUAL -

Rushed for 100 yards -	109, Peyton Logan vs. Eastern Illinois, 10/19/19
Rushed for 200 yards -	234, Abou Toure at Murray State, 11/1/14
Rushed for 250+ yards -	272, Don Chapman at Southeast Missouri, 10/30/04
Had a 70-yard run -	79, Peyton Logan at Tennessee Tech, 10/12/19
Rushed for three TDs -	3, Abou Toure at Murray State, 11/1/14
Rushed for four TDs -	4, Brandyn Young vs. Eastern Illinois, 10/9/08
Passed for 300 yards -	331, John Bachus III at Tennessee Tech, 10/12/19
Passed for 400 yards -	420, Jarod Neal vs. Murray State, 10/24/15
Passed for 500 yards -	560, Derek Carr at Murray State, 10/13/12
Threw three TD passes -	3, John Bachus III vs. Eastern Illinois, 3/7/21
Threw five+ TD passes -	5, John Bachus III at Tennessee Tech, 10/12/19
Had 100 yards receiving -	107, Donnell Williams vs. No. 10 Jacksonville State, 3/14/21
Had 150 yards receiving -	198, Ben Axline vs. Austin Peay, 10/8/16
Had 200 yards receiving -	283, William Mackall vs. Troy State, 10/29/88
Had a 70-yard reception -	73, Colton Dowell at Tennessee Tech, 10/12/19
Caught three TD passes -	3, Jaylon Moore at No. 24 Austin Peay, 11/9/19
Returned inside kickoff for TD -	43, Tae Martin vs. Tennessee Tech, 9/24/16
Returned conventional kickoff for TD -	95, Peyton Logan at Eastern Kentucky, 10/21/17
Returned punt for TD -	65, Terry Williams vs. No. 18 Jacksonville State, 11/2/19
Returned punt at least 75 yards -	79, Londell Lee at Hawai'i, 9/10/16
Returned INT for TD -	50, John Ford vs. Eastern Illinois, 3/7/21
Returned a fumble for TD -	44, TJ Jefferson at Eastern Kentucky, 10/5/19
Made three+ FGs -	3, Mitch Mersman at Southeast Missouri, 11/4/17
Made a 50-yard FG -	50, Ryan Courtright at No. 24 Austin Peay, 11/9/19
Punt 55 yards or longer -	58, Dresser Winn at Murray State, 2/28/21
Had 10-14 tackles -	12, Deven Sims vs. No. 10 Jacksonville State, 3/14/21
Had 15+ tackles -	15, James Gilleylen vs. Tennessee Tech, 11/10/18
Multi-Sacks -	1.5, Cecil Cherry at No. 24 Southeast Missouri, 10/26/19
Multi-Forced fumbles -	2, Kevin Prather, Jr. at No. 24 Eastern Illinois, 11/5/12
Multi-Interceptions -	2, Wayne Moton vs. Northwestern State, 8/29/19

- TEAM -

Shutout an opponent -	24-0 at Tennessee Tech, 11/18/18
Shutout consecutive opponents -	3, vs. Milliken, SEMO and Jacksonville State, 1967
Rushed for more than 300 yards -	364 vs. Eastern Kentucky, 10/29/16
Rushed for more than 400 yards -	402 at Murray State, 11/1/14
Passed for more than 300 yards -	331 at Tennessee Tech, 10/12/19
Passed for more than 400 yards -	420 vs. Murray State, 10/24/15
Passed for more than 500 yards -	560 at Murray State, 10/13/12
Had more than 500 yards total off. -	553 at Tennessee Tech, 10/12/19
Had more than 600 yards total off. -	661 vs. Murray State, 10/24/15
Scored 50 points -	55 at Tennessee Tech, 10/12/19
Scored 60 points -	84 vs. Bacone, 9/17/16
Scored 70 points -	84 vs. Bacone, 9/17/16
Failed to rush for 100 yards -	29 vs. No. 10 Jacksonville State, 3/14/21
Failed to pass for 100 yards -	67 at Tennessee State, 10/18/14
Held opponent to < 100 yards rushing -	59 vs. Eastern Illinois, 3/7/21
Held opponent to < 100 yards passing -	99 at Southern Illinois, 9/14/19
Held opponent to < 100 yards total off. -	74 vs. Iowa Wesleyan, 9/3/09
Held opponent to < 200 yards total off. -	184 at Tennessee Tech, 11/18/18
Held opponent without a TD -	vs. Clarion, 8/31/17
Scored a safety -	at Tennessee State, 10/1/16 (Intentional Grounding Penalty)
Committed no turnovers -	vs. No. 18 Jacksonville State, 11/2/19
Forced opponent into five turnovers -	5 vs. Eastern Illinois, 10/28/17
Never had to punt -	at Tennessee State, 10/1/16
Blocked a punt -	Julian Crutchfield at Tennessee Tech, 10/12/19
Returned blocked punt for TD -	Devonte Howard vs. No. 20 Tennessee State, 9/24/17
Blocked a field goal -	Kameron Bowdry at Murray State, 2/28/21
Returned blocked FG for TD -	87, Jordan Landry at Austin Peay, 10/17/15
Blocked two+ field goals -	2 vs. Tennessee State, 10/10/15
Blocked FGs in consecutive weeks -	1 at SEMO, 11/4/17; 1 vs. No. 2 Jacksonville St, 11/11/17
Blocked a PAT -	Korbin Harmon vs. No. 10 Jacksonville State, 3/14/21
Returned PAT for 2 pts -	Thad Williams vs. Eastern Illinois, 10/6/12
Scored 2-pt conversion -	Joe Hudson at No. 10 Jacksonville State, 11/3/18
Recovered on-side kick (kicking team) -	vs. Chattanooga, 9/15/18
Recovered on-side kick (receiving team) -	vs. Tennessee Tech, 9/24/16
Two w/ 100 yards rushing -	DJ McNeil/Trent Garland at Chattanooga, 8/29/13
Two w/ 100 yards passing -	Jarod Neal/Dylan Favre vs. Eastern Kentucky, 9/20/14
Two w/ 100 yards receiving -	Caylon Weathers/William Tanner at Eastern Kentucky, 11/7/15
Won OT game -	vs. Tennessee Tech (W, 30-23 OT), 10/4/03
Lost OT game -	at Eastern Illinois (L, 24-21 OT), 10/20/18
Rallied from down 14 to win -	Down 14 (3x in one game) vs. Murray State, 10/24/15
Beat ranked FCS opponent -	vs. No. 18 Jacksonville State, 11/2/19
Beat FCS team ranked in top 15 -	at No. 15 Chattanooga, 9/16/17
Beat FBS opponent -	at Memphis (20-17), 9/1/12
Last time ranked in the STATS Top 25 -	No. 18, 9/23/17
Last time ranked in the Coaches Poll Top 25 -	No. 21, 9/23/17

- INDIVIDUAL -

Rushed for 100 yards -	118, Kentel Williams at No. 24 Austin Peay, 11/9/19
Rushed for 200 yards -	207, Arkee Whitlock at Southern Illinois, 11/25/06
Rushed for 250+ yards -	298, Kory Chapman at Jacksonville State, 10/11/03
Had a 70-yard run -	70, Eugene Brazley at Ole Miss, 9/5/15
Rushed for three TDs -	3, Kentel Williams at No. 24 Austin Peay, 11/9/19
Rushed for four TDs -	5, Alex Collins at Arkansas, 10/31/15
Passed for 300 yards -	313, Patrick McKinney at Eastern Kentucky, 10/5/19
Passed for 400 yards -	489, Shea Patterson at Ole Miss, 9/9/17
Passed for 500 yards -	537, Casey Brockman at Murray State, 10/13/12
Threw three TD passes -	3, Zion Webb vs. No. 10 Jacksonville State, 3/14/21
Threw five+ TD passes -	5, Brent Stockstill at Middle Tennessee, 9/8/18
Had 100 yards receiving -	107, Dave Russell vs. No. 10 Jacksonville State, 3/14/21
Had 150 yards receiving -	171, Emanuel Hall at Missouri, 9/1/18
Had 200 yards receiving -	225, Adam Drake vs. Eastern Illinois, 11/23/13
Had a 70-yard reception -	83, Dequan Dallas at Murray State, 2/28/21
Caught three TD passes -	3, Marcus Kemp at Hawai'i, 9/10/16
Returned inside kickoff for TD -	N/A
Returned conventional kickoff for TD -	96, DeVon Johnson vs. No. 20 Tennessee State, 9/24/17
Returned punt for TD -	35, Wayne Parks at Middle Tennessee, 9/8/18
Returned punt at least 75 yards -	91, Dontrell Johnson at Murray State, 9/25/10
Returned INT for TD -	32, Omarick Douglas at No. 24 Southeast Missouri, 10/26/19
Returned a fumble for TD -	51, Raymond Crittenden vs. Eastern Illinois, 10/19/19
Made three+ FGs -	3, Nick Madonia vs. Tennessee Tech, 9/24/16
Made a 50-yard FG -	54/57, Lane Clark at Tennessee State, 10/1/16
Punt 55 yards or longer -	58, Kaleb Mosley vs. Tennessee State, 11/16/19
Had 10-14 tackles -	10, Wesley Bush at Middle Tennessee, 9/8/18
Had 15+ tackles -	18, Anthony Koclanakis vs. Murray State, 9/28/19
Multi-Sacks -	1.5, Josh Avery at No. 24 Southeast Missouri, 10/26/19
Multi-Forced fumbles -	N/A
Multi-Interceptions -	2, BJ Clay at Georgia State, 10/22/16

- TEAM -

Shutout an opponent -	45-0 at No. 11 Florida, 9/7/19
Shutout consecutive opponents -	2, at Eastern Kentucky and Samford, 1993
Rushed for more than 300 yards -	338, at Ole Miss, 9/5/15
Rushed for more than 400 yards -	at Jacksonville State, 10/11/03
Passed for more than 300 yards -	313 at Eastern Kentucky, 10/5/19
Passed for more than 400 yards -	489, at Ole Miss, 9/9/17
Passed for more than 500 yards -	501, vs. Eastern Illinois, 11/23/13
Had more than 500 yards total off. -	543 at No. 11 Florida, 9/7/19
Had more than 600 yards total off. -	662, at Ole Miss, 9/5/15
Scored 50 points -	63 at Arkansas, 10/31/15
Scored 60 points -	63 at Arkansas, 10/31/15
Scored 70 points -	76 at Ole Miss, 9/5/15
Failed to rush for 100 yards -	85 at No. 24 Southeast Missouri, 10/26/19
Failed to pass for 100 yards -	96 at Southern Illinois, 9/14/19
Held Skyhawks to fewer than 100 yards rushing -	29 vs. No. 10 Jacksonville State, 3/14/21
Held Skyhawks to fewer than 100 yards passing -	67 at Tennessee State, 10/18/14
Held Skyhawks without a TD -	at No. 11 Florida, 9/7/19
Scored a safety -	vs. Eastern Illinois (Blocked Punt through endzone), 3/7/21
Committed no turnovers -	0 at No. 11 Florida, 9/7/19
Forced opponent into five turnovers -	5 at Kentucky, 8/30/14
Never had to punt -	at Tennessee Tech, 11/21/02
Blocked a punt -	DeAirious Smith vs. Eastern Illinois, 3/7/21
Returned blocked punt for TD -	0, Taylor Lanigan vs. Murray State, 9/25/10
Blocked a field goal -	Omarick Douglas at No. 24 Southeast Missouri, 10/26/19
Blocked a PAT -	Robert Knowles vs. Eastern Kentucky, 9/29/12
Attempted 2-pt conversion -	vs. Eastern Illinois, 3/7/21
Rallied from down 14 to win -	14 at Southern Illinois, 9/14/19

TEAM GAME HIGHS AND LOWS

	UT MARTIN		OPPONENT	
	HIGH	LOW	HIGH	LOW
• Rushes	30 at Murray State (2/28)	20 vs. #10 Jacksonville State (3/14)	53 vs. #10 Jacksonville State (3/14)	25 vs. Eastern Illinois (3/7)
• Rushing Yards	110 at Murray State (2/28)	29 vs. #10 Jacksonville State (3/14)	212 vs. #10 Jacksonville State (3/14)	59 vs. Eastern Illinois (3/7)
• Yards Per Rush	3.7 at Murray State (2/28)	1.5 vs. #10 Jacksonville State (3/14)	4.0 vs. #10 Jacksonville State (3/14)	2.4 vs. Eastern Illinois (3/7)
• Rushing Touchdowns	1, 2x, vs. #10 Jacksonville State (3/14)	0 vs. Eastern Illinois (3/7)	2 vs. #10 Jacksonville State (3/14)	0 vs. Eastern Illinois (3/7)
• Pass Attempts	43 vs. #10 Jacksonville State (3/14)	31 at Murray State (2/28)	49 vs. Eastern Illinois (3/7)	22 at Murray State (2/28)
• Pass Completions	26 vs. Eastern Illinois (3/7)	15 at Murray State (2/28)	26 vs. Eastern Illinois (3/7)	10 at Murray State (2/28)
• Passing Yards	269 vs. Eastern Illinois (3/7)	100 at Murray State (2/28)	279 vs. Eastern Illinois (3/7)	152 at Murray State (2/28)
• Yards Per Pass	7.1 vs. Eastern Illinois (3/7)	3.2 at Murray State (2/28)	10.8 vs. #10 Jacksonville State (3/14)	5.7 vs. Eastern Illinois (3/7)
• Passing Touchdowns	3 vs. Eastern Illinois (3/7)	1 vs. #10 Jacksonville State (3/14)	3 vs. #10 Jacksonville State (3/14)	1 at Murray State (2/28)
• Total Plays	65 vs. Eastern Illinois (3/7)	61 at Murray State (2/28)	74 vs. Eastern Illinois (3/7)	67 at Murray State (2/28)
• Yards Per Play	5.0 vs. Eastern Illinois (3/7)	3.4 at Murray State (2/28)	5.8 vs. #10 Jacksonville State (3/14)	4.6 vs. Eastern Illinois (3/7)
• Points	28 vs. Eastern Illinois (3/7)	10 at Murray State (2/28)	37 vs. #10 Jacksonville State (3/14)	14 at Murray State (2/28)
• Sacks	2 vs. #10 Jacksonville State (3/14)	1 at Murray State (2/28)	3 at Murray State (2/28)	0 vs. Eastern Illinois (3/7)
• Penalties	8 vs. #10 Jacksonville State (3/14)	5 vs. Eastern Illinois (3/7)	12 vs. #10 Jacksonville State (3/14)	5 vs. Eastern Illinois (3/7)
• Penalty Yards	95 vs. #10 Jacksonville State (3/14)	53 at Murray State (2/28)	129 vs. #10 Jacksonville State (3/14)	40 vs. Eastern Illinois (3/7)
• Turnovers	3 at Murray State (2/28)	2, 2x, vs. #10 Jacksonville State (3/14)	1, 3x, vs. #10 Jacksonville State (3/14)	1, 3x, vs. #10 Jacksonville State (3/14)
• Interceptions	2 at Murray State (2/28)	0 vs. #10 Jacksonville State (3/14)	1 vs. Eastern Illinois (3/7)	0 at Murray State (2/28)
• Punts	7 at Murray State (2/28)	4 vs. Eastern Illinois (3/7)	7 at Murray State (2/28)	3 vs. Eastern Illinois (3/7)
• Punt Average	42.7 at Murray State (2/28)	29.0 vs. Eastern Illinois (3/7)	43.0 vs. Eastern Illinois (3/7)	38.7 at Murray State (2/28)
• Long Punt	58 at Murray State (2/28)	25 at Murray State (2/28)	64 at Murray State (2/28)	17 at Murray State (2/28)
• Punts Inside 20	3 at Murray State (2/28)	3 at Murray State (2/28)	2, 2x, vs. #10 Jacksonville State (3/14)	1 vs. Eastern Illinois (3/7)
• Long Punt Return	2 vs. Eastern Illinois (3/7)	2 vs. Eastern Illinois (3/7)	23 vs. Eastern Illinois (3/7)	-2 at Murray State (2/28)

INDIVIDUAL GAME HIGHS

	UT MARTIN	OPPONENT
• Rushes	15, Peyton Logan at Murray State (2/28)	18, Pat Jackson vs. #10 Jacksonville State (3/14)
• Rushing Yards	91, Peyton Logan at Murray State (2/28)	89, Dam Witherspoon at Murray State (2/28)
• Rushing Touchdowns	1, 2x, last by John Bachus III vs. #10 Jacksonville State (3/14)	1, 3x, last by West/Samuel vs. #10 Jacksonville State (3/14)
• Longest Rush	34, Peyton Logan at Murray State (2/28)	26, Dam Witherspoon at Murray State (2/28)
• Pass Completions	24, 2x, John Bachus III vs. #10 Jacksonville State (3/14)	26, Harry Woodbery vs. Eastern Illinois (3/7)
• Pass Attempts	43, John Bachus III vs. #10 Jacksonville State (3/14)	49, Harry Woodbery vs. Eastern Illinois (3/7)
• Passing Yards	259, John Bachus III vs. Eastern Illinois (3/7)	279, Harry Woodbery vs. Eastern Illinois (3/7)
• Passing TDs	3, John Bachus III vs. Eastern Illinois (3/7)	3, Zion Webb vs. #10 Jacksonville State (3/14)
• Longest Pass	29, John Bachus III vs. #10 Jacksonville State (3/14)	83, Preston Rice at Murray State (2/28)
• Receptions	8, Rodney Williams II vs. Eastern Illinois (3/7)	5, 4x, last by Dave Russell vs. #10 Jacksonville State (3/14)
• Receiving Yards	108, Donnell Williams vs. #10 Jacksonville State (3/14)	111, Dequan Dallas at Murray State (2/28)
• Receiving TDs	2, Rodney Williams II vs. Eastern Illinois (3/7)	1, 6x, last by Russell/Edwards/Pettway vs. #10 Jacksonville State (3/14)
• Longest Rec.	29, Donnell Williams vs. #10 Jacksonville State (3/14)	83, Dequan Dallas at Murray State (2/28)
• Field Goals	2, Tyler Larco vs. #10 Jacksonville State (3/14)	1, Alen Karajic vs. #10 Jacksonville State (3/14)
• Longest Field Goal	34, Tyler Larco at Murray State (2/28)	25, Alen Karajic vs. #10 Jacksonville State (3/14)
• Punts	7, Dresser Winn at Murray State (2/28)	5, Aaron Baum at Murray State (2/28)
• Punting Average	42.7, Dresser Winn at Murray State (2/28)	43.0, Stone Galloway vs. Eastern Illinois (3/7)
• Long Punt	58, Dresser Winn at Murray State (2/28)	64, Aaron Baum at Murray State (2/28)
• Punts Inside 20	3, Dresser Winn at Murray State (2/28)	2, Jack Dawson vs. #10 Jacksonville State (3/14)
• Long Punt Return	2, Marqwell Odom vs. Eastern Illinois (3/7)	23, DeAirious Smith vs. Eastern Illinois (3/7)
• Long Kickoff Return	22, Kevin Butler vs. #10 Jacksonville State (3/14)	53, Matt Judd vs. Eastern Illinois (3/7)
• Tackles	12, Deven Sims vs. #10 Jacksonville State (3/14)	9, Harris/Clark vs. #10 Jacksonville State (3/14)
• Sacks	1.0, Deven Sims vs. #10 Jacksonville State (3/14)	1.0, 4x, last by Jaylen Swain vs. #10 Jacksonville State (3/14)
• Tackles for Loss	2.0, JaQuez Akins at Murray State (2/28)	2.0, 2x, last by Jaylen Swain vs. #10 Jacksonville State (3/14)
• Interceptions	1, John Ford vs. Eastern Illinois (3/7)	1, 3x, last by Dytarious Johnson vs. Eastern Illinois (3/7)

TEAM STATISTICS

Date	Opponent	Site	Result	Attendance	Top Rusher	Top Passer	Top Receiver	Top Tackler
Feb. 28	at Murray State*	Murray, Ky.	L, 14-10	2,528	Logan (15-91-0)	Bachus (12-26-81-0)	Dowell (7-61-0)	Sims/Ford (7)
March 7	vs. Eastern Illinois*	Martin, Tenn.	W, 28-15	1,500	Logan (13-41-0)	Bachus (24-36-259-3)	R. Williams (8-95-2)	C. Jackson/Sims (9)
March 14	vs. #10 Jacksonville State*	Martin, Tenn.	L, 37-20	1,500	Logan (8-34-0)	Bachus (24-43-252-1)	D. Williams (7-108-0)	Sims (12)

TEAM STATISTICS	UTM	OPP
SCORING	58	66
Points Per Game	19.3	22.0
Points Off Turnovers	17	14
FIRST DOWNS	52	56
Rushing	13	26
Passing	32	21
Penalty	7	9
RUSHING YARDAGE	196	447
Yards gained rushing	287	522
Yards lost rushing	91	75
Rushing Attempts	77	123
Average Per Rush	2.5	3.6
Average Per Game	65.3	149.0
TDs Rushing	2	3
PASSING YARDAGE	621	646
Comp-Att-Int	65-112-3	47-91-1
Average Per Pass	5.5	7.1
Average Per Catch	9.6	13.7
Average Per Game	207.0	215.3
TDs Passing	4	6
TOTAL OFFENSE	817	1093
Total Plays	189	214
Average Per Play	4.3	5.1
Average Per Game	272.3	364.3
KICK RETURNS: #-Yards	6-58	9-169
PUNT RETURNS: #-Yards	1-2	4-19
INT RETURNS: #-Yards	1-50	3-7
KICK RETURN AVERAGE	9.7	18.8
PUNT RETURN AVERAGE	2.0	4.8
INT RETURN AVERAGE	50.0	2.3
FUMBLES-LOST	7-4	2-2
PENALTIES-Yards	20-203	24-211
Average Per Game	67.7	70.3
PUNTS-Yards	16-603	14-568
Average Per Punt	37.7	40.6
Net punt average	35.2	40.4
KICKOFFS-Yards	14-678	12-545
Average Per Kick	48.4	45.4
Net kick average	34.6	38.5
TIME OF POSSESSION/Game	27:20	32:40
3RD-DOWN Conversions	14/40	17/48
3rd-Down Pct	35%	35%
4TH-DOWN Conversions	1/3	3/9
4th-Down Pct	33%	33%
SACKS BY-Yards	4-23	4-52
MISC YARDS	0	0
TOUCHDOWNS SCORED	7	9
FIELD GOALS-ATTEMPTS	3-4	1-5
ON-SIDE KICKS	0-0	1-1
RED-ZONE SCORES	(8-11) 73%	(7-10) 70%
RED-ZONE TOUCHDOWNS	(5-11) 45%	(6-10) 60%
PAT-ATTEMPTS	(7-7) 100%	(7-8) 88%
ATTENDANCE	3000	2528
Games/Avg Per Game	2/1500	1/2528
Neutral Site Games		0/0

Score by Quarter	1st	2nd	3rd	4th	Total
UT Martin	17	17	10	14	58
Opponents	7	27	7	25	66

RUSHING	GP	Att	Gain	Loss	Net	Avg	TD	Long	Avg/G
LOGAN, Peyton	3	36	172	6	166	4.6	0	34	55.3
WINN, Dresser	3	5	29	12	17	3.4	1	27	5.7
YOUNG, Lamarcus	3	6	18	7	11	1.8	0	13	3.7
WALLACE, Zak	3	13	30	19	11	0.8	0	10	3.7
ODOM, Marqwell	3	1	5	0	5	5.0	0	5	1.7
TEAM	3	2	0	2	-2	-1.0	0	0	-0.7
BACHUS, John	3	14	33	45	-12	-0.9	1	7	-4.0
Total.....	3	77	287	91	196	2.5	2	34	65.3
Opponents.....	3	123	522	75	447	3.6	3	26	149.0

PASSING	GP	Rating	Comp-Att-Int	Pct	Yds	TD	Lng	Avg/G
BACHUS, John	3	112.31	61-105-3	58.1	592	4	29	197.3
WINN, Dresser	3	91.94	4-7-0	57.1	29	0	11	9.7
Total.....	3	111.04	65-112-3	58.0	621	4	29	207.0
Opponents.....	3	130.84	47-91-1	51.6	646	6	83	215.3

RECEIVING	GP	Rec	Yds	Avg	TD	Long	Avg/G
DOWELL, Colton	3	18	165	9.2	1	16	55.0
WILLIAMS, Rodney	3	13	137	10.5	2	21	45.7
LOGAN, Peyton	3	13	66	5.1	0	11	22.0
WILLIAMS, Donnell	3	11	174	15.8	1	29	58.0
YOUNG, Lamarcus	3	5	44	8.8	0	22	14.7
ODOM, Marqwell	3	3	20	6.7	0	10	6.7
HORTON, Jeremy	3	2	15	7.5	0	12	5.0
Total.....	3	65	621	9.6	4	29	207.0
Opponents.....	3	47	646	13.7	6	83	215.3

INDIVIDUAL STATISTICS

PUNT RETURNS

Name	Ret	Yds	Avg	TD	Long
ODOM, Marqwell	1	2	2.0	0	2
Total.....	1	2	2.0	0	2
Opponents.....	4	19	4.8	0	0

KICKOFF RETURNS

Name	Ret	Yds	Avg	TD	Long
BUTLER, Kevin	2	36	18.0	0	22
DOWELL, Colton	1	0	0.0	0	0
LOGAN, Peyton	1	2	2.0	0	2
YOUNG, Lamarcus	1	15	15.0	0	15
HUNTER, Chris	1	5	5.0	0	5
Total.....	6	58	9.7	0	22
Opponents.....	9	169	18.8	0	53

FUMBLE RETURNS

Name	Ret	Yds	Avg	TD	Long
	0	0	0	0	0
Total.....	0	0	0.0	0	0
Opponents.....	0	0	0.0	0	0

INTERCEPTIONS

Name	No.	Yds	Avg	TD	Long
FORD, John	1	50	50.0	1	50
Total.....	1	50	50.0	1	50
Opponents.....	3	7	2.3	0	7

PUNTING

Name	Punts	Yds	Avg	Lg	TB	FC	I20	50+	Blkd
WINN, Dresser	15	603	40.2	58	1	5	4	3	0
TEAM	1	0	0.0	0	0	0	0	0	1
Total.....	16	603	37.7	58	1	5	4	3	1
Opponents.....	14	568	40.6	64	0	9	5	2	0

KICKOFFS

Name	No.	Yds	Avg	TB	OB	Retn	Net	YdLn
LARCO, Tyler	12	581	48.4	1	1			
CLARK, Ryan	1	40	40.0	0	0			
WINN, Dresser	1	57	57.0	0	0			
Total.....	14	678	48.4	1	1	169	34.6	30
Opponents.....	12	545	45.4	1	0	58	38.5	26

FIELD GOALS

Name	FGM-FGA	Pct	01-19	20-29	30-39	40-49	50-99	Lg
LARCO, Tyler	3-4	75.0	0-0	2-2	1-2	0-0	0-0	34

FIELD GOAL SEQUENCE BY GAME

	UT Martin	Opponents
Murray St.	[34]	45,37
Eastern Illinois	-	53
Jacksonville State	[21],38,[21]	38,[25]

Numbers in (parentheses) indicate field goal was made.

SCORING

Name	TD	FGs	PAT Kick	PAT Rush	PAT Rcv	PAT Pass	PAT DXP	Saf	Pts
LARCO, Tyler	0	3-4	7-7	0-0	0	0-0	0	0	16
WILLIAMS, Rodney	2	0-0	0-0	0-0	0	0-0	0	0	12
FORD, John	1	0-0	0-0	0-0	0	0-0	0	0	6
DOWELL, Colton	1	0-0	0-0	0-0	0	0-0	0	0	6
BACHUS, John	1	0-0	0-0	0-0	0	0-0	0	0	6
WILLIAMS, Donnell	1	0-0	0-0	0-0	0	0-0	0	0	6
WINN, Dresser	1	0-0	0-0	0-0	0	0-0	0	0	6
Total.....	7	3-4	7-7	0-0	0	0-0	0	0	58
Opponents.....	9	1-5	7-8	0-0	0	0-1	0	1	66

ALL-PURPOSE

Name	GP	Rush	Rec	PR	KR	IR	Tot	Avg/G
LOGAN, Peyton	3	166	66	0	2	0	234	78.0
WILLIAMS, Donnell	3	0	174	0	0	0	174	58.0
DOWELL, Colton	3	0	165	0	0	0	165	55.0
WILLIAMS, Rodney	3	0	137	0	0	0	137	45.7
YOUNG, Lamarcus	3	11	44	0	15	0	70	23.3
FORD, John	3	0	0	0	0	50	50	16.7
BUTLER, Kevin	3	0	0	0	36	0	36	12.0
ODOM, Marqwell	3	5	20	2	0	0	27	9.0
WINN, Dresser	3	17	0	0	0	0	17	5.7
HORTON, Jeremy	3	0	15	0	0	0	15	5.0
WALLACE, Zak	3	11	0	0	0	0	11	3.7
HUNTER, Chris	3	0	0	0	5	0	5	1.7
TEAM	3	-2	0	0	0	0	-2	-0.7
BACHUS, John	3	-12	0	0	0	0	-12	-4.0
Total.....	3	196	621	2	58	50	927	309.0
Opponents.....	3	447	646	19	169	7	1288	429.3

TOTAL OFFENSE

Name	GP	Plays	Rush	Pass	Tot	Avg/G
BACHUS, John	3	119	-12	592	580	193.3
LOGAN, Peyton	3	36	166	0	166	55.3
WINN, Dresser	3	12	17	29	46	15.3
YOUNG, Lamarcus	3	611	0	11	3.7	
WALLACE, Zak	3	13	11	0	11	3.7
ODOM, Marqwell	3	15	0	5	1.7	
TEAM	3	2-2	0	-2	-0.7	
Total.....	3	189	196	621	817	272.3
Opponents.....	3	214	447	646	1093	364.3

DEFENSIVE STATISTICS

SEASON STATISTICS

No.	Player	GP-GS	ST	AT	TT	TFL	Sacks	Int	PBU	QBH	FR-Yds	FF	Blk	Saf
30	SIMS, Deven	3-3	12	16	28	3.0-10	1.0-5	.	4	1
1D	FORD, John	3-3	12	8	20	.	.	1-50	1
17	AKINS, JaQuez	3-3	11	8	19	2.5-10	.	.	3	1	1-0	1	.	.
7	JACKSON, Chrishun	3-3	8	8	16	1.0-5
3D	YOUNG, Takeem	3-3	8	5	13	3.5-2	.	.	3
95	BOWDRY, Kameron	3-3	4	9	13	1.5-6	1.0-5	.	.	1	.	.	1	.
4	WOODS, Jay	3-3	8	4	12	.	.	.	2	.	1-0	.	.	.
47	PICKETT, Austin	3-3	4	8	12	1.5-3
31	STEPHENS, D'Carrious	3-3	8	3	11	2.0-4	.	.	1	1
35	SHIPP, Tevin	3-0	3	7	10	1.0-2	.	.	.	1
32	HUNTER, Chris	3-0	3	7	10	2.5-13	0.5-3
91	DAVIS, Giovanni	3-1	3	5	8	3.5-11	1.0-6
8	HARMON, Korbin	3-0	3	5	8	1.5-7	0.5-4	.	1	1	.	.	1	.
45	DuBOSE, David	3-3	1	5	6	1.0-4	.	.	.	1
22	MOTON, Wanya	2-1	2	3	5	0.5-0	.	.	.	1
24	LANDERS, Jamarius	3-1	3	2	5	1.5-5	.	.	.	4
6	MOSS, AJ	3-0	2	1	3
39	HOWARD, Xiere	2-0	1	2	3
92	DOTSON, Daylan	2-0	.	3	3	0.5-1
12	EVANS, Carson	3-0	3	.	3	.	.	.	1
13	ODOM, Marqwell	3-1	1	1	2
98	McNAIR, Traquan	3-0	.	2	2
99	DAVIS, Kenyonte	3-0	1	1	2
15	DOWELL, Colton	3-3	.	2	2
28	GUY, Vincent	1-0	1	1	2
TM	TEAM	3-0	1	.	1	1	.	.
2	WILLIAMS, Rodney	3-3	1	.	1
21	WALLACE, Zak	3-0	.	1	1
19	LUCAS, Jack	2-0	.	1	1
26	BOHANNA, Dazerius	2-0	1	.	1
Total.....		3-0	105	118	223	27-83	4-23	1-50	16	12	2-0	2	2	.
Opponents.....		3-0	78	102	180	18.0-78	4-52	3-7	6	20	4-0	6	1	1

TOTAL TACKLES GAME-BY-GAME

Name	UA-A	TOTAL	MSU	EIU	JSU
SIMS, Deven	12-16	28	5-2	3-6	4-8
FORD, John	12-8	20	4-3	1-4	7-1
AKINS, JaQuez	11-8	19	5-1	3-3	3-4
JACKSON, Chrish	8-8	16	2-1	3-6	3-1
YOUNG, Takeem	8-5	13	1-0	4-2	3-3
BOWDRY, Kameron	4-9	13	3-1	1-3	0-5
WOODS, Jay	8-4	12	4-2	1-0	3-2
PICKETT, Austin	4-8	12	3-3	1-1	0-4
STEPHENS, D'Car	8-3	11	2-1	6-0	0-2
SHIPP, Tevin	3-7	10	1-0	1-2	1-5
HUNTER, Chris	3-7	10	1-1	1-1	1-5
DAVIS, Giovanni	3-5	8	2-1	0-2	1-2
HARMON, Korbin	3-5	8	1-1	1-2	1-2
DuBOSE, David	1-5	6	1-2	0-2	0-1
MOTON, Wanya	2-3	5	-	DNP	2-3
LANDERS, Jamari	3-2	5	3-0	0-1	0-1
MOSS, AJ	2-1	3	-	1-0	1-1
HOWARD, Xiere	1-2	3	DNP	1-1	0-1
DOTSON, Daylan	0-3	3	DNP	-	0-3
EVANS, Carson	3-0	3	-	3-0	-
ODOM, Marqwell	1-1	2	0-1	-	1-0
McNAIR, Traquan	0-2	2	0-1	-	0-1
DAVIS, Kenyonte	1-1	2	1-0	-	0-1
DOWELL, Colton	0-2	2	0-2	-	-
GUY, Vincent	1-1	2	DNP	1-1	DNP
TEAM	1-0	1	-	-	1-0
WILLIAMS, Rodne	1-0	1	-	1-0	-
WALLACE, Zak	0-1	1	0-1	-	-
LUCAS, Jack	0-1	1	DNP	0-1	-
BOHANNA, Dazeri	1-0	1	DNP	1-0	-

SEASON/CAREER STATISTICS

SEASON

CAREER

Rushing																			
	gp	att	gain	loss	net	avg	td	lg	avg/g		gp	att	gain	loss	net	avg	td	lg	avg/g
LOGAN, Peyton	3	36	172	6	166	4.6	0	34	55.3		34	212	1359	49	1310	6.2	6	79	38.5
WINN, Dresser	3	5	29	12	17	3.4	1	27	5.7		17	128	458	272	186	1.5	5	44	10.9
YOUNG, Lamarcus	3	6	18	7	11	1.8	0	13	3.7		26	53	196	29	167	3.2	1	41	6.4
WALLACE, Zak	3	13	30	19	11	0.8	0	10	3.7		7	23	59	20	39	1.7	0	10	5.6
ODOM, Marqwell	3	1	5	0	5	5.0	0	5	1.7		15	4	29	1	28	7.0	0	17	1.9
TEAM	3	2	0	2	-2	-1.0	0	0	-0.7										
BACHUS, John	3	14	33	45	-12	-0.9	1	7	-4.0		18	112	416	292	124	1.1	4	48	6.9
Total	3	77	287	91	196	2.5	2	34	65.3										
Opponents	3	123	522	75	447	3.6	3	26	149.0										
Passing																			
	gp	effic	comp-att-int	pct	yds	td	lg	avg/g		gp	effic	comp-att-int	pct	yds	td	lg	avg/g		
BACHUS, John	3	112.31	61-105-3	58.1	592	4	29	197.3		18	132.33	267-466-12	57.3	3427	26	75	190.4		
WINN, Dresser	3	91.94	4-7-0	57.1	29	0	11	9.7		17	132.79	213-340-11	62.6	2433	17	69	143.1		
Total	3	111.04	65-112-3	58.0	621	4	29	207.0											
Opponents	3	130.84	47-91-1	51.6	646	6	83	215.3											
Receiving																			
	gp	no.	yds	avg	td	lg	avg/g			gp	no.	yds	avg	td	lg	avg/g			
DOWELL, Colton	3	18	165	9.2	1	16	55.0			26	66	1068	16.2	8	73	41.1			
WILLIAMS, Rodney	3	13	137	10.5	2	21	45.7			36	53	610	11.5	2	40	16.9			
LOGAN, Peyton	3	13	66	5.1	0	11	22.0			34	40	300	7.5	0	34	8.8			
WILLIAMS, Donnell	3	11	174	15.8	1	29	58.0			35	35	433	12.4	4	30	12.4			
YOUNG, Lamarcus	3	5	44	8.8	0	22	14.7			26	18	212	11.8	1	47	8.2			
ODOM, Marqwell	3	3	20	6.7	0	10	6.7			15	7	112	16.0	1	66	7.5			
HORTON, Jeremy	3	2	15	7.5	0	12	5.0			16	11	141	12.8	0	29	8.8			
Total	3	65	621	9.6	4	29	207.0												
Opponents	3	47	646	13.7	6	83	215.3												
Total Offense																			
	g	plays	rush	pass	total	avg/g				g	plays	rush	pass	total	avg/g				
BACHUS, John	3	119	-12	592	580	193.3				18	578	124	3427	3551	197.3				
LOGAN, Peyton	3	36	166	0	166	55.3				34	212	1310	0	1310	38.5				
WINN, Dresser	3	12	17	29	46	15.3				17	468	186	2433	2619	154.1				
WALLACE, Zak	3	13	11	0	11	3.7				7	23	39	0	39	5.6				
YOUNG, Lamarcus	3	6	11	0	11	3.7				26	53	167	0	167	6.4				
ODOM, Marqwell	3	1	5	0	5	1.7				15	4	28	0	28	1.9				
TEAM	3	2	-2	0	-2	-0.7													
Total	3	189	196	621	817	272.3													
Opponents	3	214	447	646	1093	364.3													
Scoring																			
	td	fg	PAT				dxp	saf	pts		td	fg	PAT				dxp	saf	pts
			kick	rush	rcv	pass							kick	rush	rcv	pass			
LARCO, Tyler	-	3-4	7-7	-	-	-	-	-	16		-	3-4	7-7	-	-	-	-	-	16
WILLIAMS, Rodney	2	-	-	-	-	-	-	-	12		2	-	-	-	-	-	-	-	12
FORD, John	1	-	-	-	-	-	-	-	6		1	-	-	-	-	-	-	-	6
BACHUS, John	1	-	-	-	-	-	-	-	6		4	-	-	1-1	-	0-1	-	-	26
WILLIAMS, Donnell	1	-	-	-	-	-	-	-	6		4	-	-	-	-	-	-	-	24
DOWELL, Colton	1	-	-	-	-	-	-	-	6		8	-	-	-	-	-	-	-	48
WINN, Dresser	1	-	-	-	-	-	-	-	6		5	-	-	-	-	-	-	-	30
Total	7	3-4	7-7	-	-	-	-	-	58										
Opponents	9	1-5	7-8	-	-	0-1	-	1	66										
Punt Returns																			
	no.	yds	avg	td	lg					no.	yds	avg	td	lg					
ODOM, Marqwell	1	2	2.0	0	2					1	2	2.0	0	2					
Total	1	2	2.0	0	2														
Opponents	4	19	4.8	0	0														

SEASON/CAREER STATISTICS

SEASON

CAREER

Kick Returns

	no.	yds	avg	td	lg		no.	yds	avg	td	lg
BUTLER, Kevin	2	36	18.0	0	22		2	36	18.0	0	22
LOGAN, Peyton	1	2	2.0	0	2		38	985	25.9	2	95
DOWELL, Colton	1	0	0.0	0	0		1	0	0.0	0	0
YOUNG, Lamarcus	1	15	15.0	0	15		1	15	15.0	0	15
HUNTER, Chris	1	5	5.0	0	5		1	5	5.0	0	5
Total	6	58	9.7	0	22						
Opponents	9	169	18.8	0	53						

Interceptions

	no.	yds	avg	td	lg		no.	yds	avg	td	lg
FORD, John	1	50	50.0	1	50		1	50	50.0	1	50
Total	1	50	50.0	1	50						
Opponents	3	7	2.3	0	7						

Fumble Returns

	no.	yds	avg	td	lg		no.	yds	avg	td	lg
Total	0	0	0.0	0	0						
Opponents	0	0	0.0	0	0						

All Purpose

	g	rush	rcv	pr	kr	ir	total	avg/g		g	rush	rcv	pr	kr	ir	total	avg/g
LOGAN, Peyton	3	166	66	0	2	0	234	78.0		34	1310	300	5	985	0	2600	76.5
WILLIAMS, Donn	3	0	174	0	0	0	174	58.0		35	0	433	0	0	0	433	12.4
DOWELL, Colton	3	0	165	0	0	0	165	55.0		26	3	1068	0	0	0	1071	41.2
WILLIAMS, Rodn	3	0	137	0	0	0	137	45.7		36	0	610	0	41	0	651	18.1
YOUNG, Lamarc	3	11	44	0	15	0	70	23.3		26	167	212	0	15	0	394	15.2
FORD, John	3	0	0	0	0	50	50	16.7		12	0	0	0	0	50	50	4.2
BUTLER, Kevin	3	0	0	0	36	0	36	12.0		10	0	51	0	36	0	87	8.7
ODOM, Marqwell	3	5	20	2	0	0	27	9.0		15	28	112	2	34	0	176	11.7
WINN, Dresser	3	17	0	0	0	0	17	5.7		17	186	0	0	0	0	186	10.9
HORTON, Jerem	3	0	15	0	0	0	15	5.0		16	0	141	0	0	0	141	8.8
WALLACE, Zak	3	11	0	0	0	0	11	3.7		7	39	36	0	0	0	75	10.7
HUNTER, Chris	3	0	0	0	5	0	5	1.7		3	0	0	0	5	0	5	1.7
TEAM	3	-2	0	0	0	0	-2	-0.7									
BACHUS, John	3	-12	0	0	0	0	-12	-4.0		18	124	0	0	0	0	124	6.9
Total	3	196	621	2	58	50	927	309.0									
Opponents	3	447	646	19	169	7	1288	429.3									

Field Goals

	att	good	long	blkd		att	good	long	blkd
LARCO, Tyler	4	3	34	0		4	3	34	0
Total	4	3	34	0					
Opponents	5	1	25	1					

Punting

	no.	yds	avg	lg	blk		no.	yds	avg	lg	blk
WINN, Dresser	15	603	40.2	58	0		15	603	40.2	58	0
TEAM	1	0	0.0	0	1						
Total	16	603	37.7	58	1						
Opponents	14	568	40.6	64	0						

Kickoffs

	no.	yds	avg	tb	ob		no.	yds	avg	tb	ob
LARCO, Tyler	12	581	48.4	1	1		12	581	48.4	1	1
CLARK, Ryan	1	40	40.0	0	0		9	440	48.9	0	0
WINN, Dresser	1	57	57.0	0	0		1	57	57.0	0	0
Total	14	678	48.4	1	1						
Opponents	12	545	45.4	1	0						

SEASON/CAREER STATISTICS

SEASON

CAREER

##	Defensive Leaders	gp	ua	a	total	tfl	sack	int	pbu	fr	ff	blk	gp	ua	a	total	tfl	sack	int	pbu	fr	ff	blk
30	SIMS, Deven	3	12	16	28	3.0	1.0	.	4	.	.	.	21	30	39	69	4.0	1.0	.	11	.	1	.
1D	FORD, John	3	12	8	20	0.0	.	1	1	.	.	.	12	21	13	34	3.5	1.0	1	1	.	.	.
17	AKINS, JaQuez	3	11	8	19	2.5	.	.	3	1	1	.	15	64	47	111	8.0	.	1	9	3	3	.
7	JACKSON, Chrishun	3	8	8	16	1.0	3	8	8	16	1.0
3D	YOUNG, Takeem	3	8	5	13	3.5	.	.	3	.	.	.	25	31	47	78	3.5	.	2	11	1	.	.
95	BOWDRY, Kameron	3	4	9	13	1.5	1.0	1	19	6	38	44	4.5	2.5	.	.	.	2	1
47	PICKETT, Austin	3	4	8	12	1.5	29	29	57	86	14.0	6.5	.	.	.	1	.
4	WOODS, Jay	3	8	4	12	0.0	.	.	2	1	.	.	3	8	4	12	0.0	.	.	2	1	.	.
31	STEPHENS, D'Carrious	3	8	3	11	2.0	.	.	1	.	.	.	19	19	16	35	5.0	1.0	3	4	.	1	.
35	SHIPP, Tevin	3	3	7	10	1.0	4	3	7	10	1.0
32	HUNTER, Chris	3	3	7	10	2.5	0.5	3	3	7	10	2.5	0.5
8	HARMON, Korbin	3	3	5	8	1.5	0.5	.	1	.	.	1	23	15	24	39	9.0	2.5	.	2	.	1	4
91	DAVIS, Giovanni	3	3	5	8	3.5	1.0	3	3	5	8	3.5	1.0
45	DuBOSE, David	3	1	5	6	1.0	8	2	6	8	1.0
22	MOTON, Wanya	2	2	3	5	0.5	21	41	48	89	4.5	.	3	6	.	1	.
24	LANDERS, Jamarius	3	3	2	5	1.5	15	11	11	22	5.5	2.0	.	2	.	.	.
6	MOSS, AJ	3	2	1	3	0.0	3	2	1	3	0.0
39	HOWARD, Xiere	2	1	2	3	0.0	2	1	2	3	0.0
12	EVANS, Carson	3	3	.	3	0.0	.	.	1	.	.	.	3	3	.	3	0.0	.	.	1	.	.	.
92	DOTSON, Daylan	2	.	3	3	0.5	2	.	3	3	0.5
98	McNAIR, Traquan	3	.	2	2	0.0	4	.	2	2	0.0
28	GUY, Vincent	1	1	1	2	0.0	1	1	1	2	0.0
99	DAVIS, Kenyonte	3	1	1	2	0.0	15	3	8	11	1.5	1.0
15	DOWELL, Colton	3	.	2	2	0.0	26	1	4	5	0.0
13	ODOM, Marqwell	3	1	1	2	0.0	15	4	3	7	0.0
2	WILLIAMS, Rodney	3	1	.	1	0.0	36	2	.	2	1.0
21	WALLACE, Zak	3	.	1	1	0.0	7	.	1	1	0.0
19	LUCAS, Jack	2	.	1	1	0.0	2	.	1	1	0.0
26	BOHANNA, Dazerius	2	1	.	1	0.0	2	1	.	1	0.0
TM	TEAM	3	1	.	1	0.0	1	.											
	Total	3	105	118	223	27	4	1	16	2	2	2											
	Opponents	3	78	102	180	18	4	3	6	4	6	1											

TEAM GAME-BY-GAME STATISTICS

TEAM STATISTICS

		Rushing				Receiving				Passing				Kick Returns				Punt Returns				tot		
Date	Opponent	no.	yds	td	lg	no.	yds	td	lg	cmp	att	int	yds	td	lg	no.	yds	td	lg	no.	yds	td	lg	off
Feb 28	at Murray St.	30	110	1	34	15	100	0	15	15-31-2	100	0	15	2	2	0	2	0	0	0	0	0	0	210
Mar 07	EASTERN ILLINOIS	27	57	0	13	26	269	3	25	26-38-1	269	3	25	1	5	0	5	1	2	0	2			326
Mar 14	JACKSONVILLE STATE	20	29	1	10	24	252	1	29	24-43-0	252	1	29	3	51	0	22	0	0	0	0			281
		77	196	2	34	65	621	4	29	65-112-3	621	4	29	6	58	0	22	1	2	0	2			817
Opponents		123	447	3	26	47	646	6	83	47-91-1	646	6	83	9	169	0	53	4	19	0	0			1093

Games: 3 • Avg/rush: 2.5 • Avg/catch: 9.6 • Pass effic: 111.04 • KR avg: 9.7 • PR avg: 2.0 • All purpose avg/game: 309.0 • Total offense avg/gm: 272.3

Date	Opponent	Tackles				Sacks	Fumble		Pass Defense			blkd kick	PAT Attempts			off		
		ua	a	total	tfl-yds		ff	fr-yds	int-yds	qbh	brup		kick	rush	rcv	saf	t/o	pts
Feb 28	at Murray St.	39	24	63	7.0-24	1.0-5	1	1-0	0-0	3	3	1	1-1	0	0	0	7	10
Mar 07	EASTERN ILLINOIS	34	38	72	12.0-37	1.0-7	0	0-0	1-50	9	8	0	4-4	0	0	0	7	28
Mar 14	JACKSONVILLE STATE	32	56	88	8.0-22	2.0-11	1	1-0	0-0	0	5	1	2-2	0	0	0	3	20
		105	118	223	27.0-83	4.0-23	2	2-0	1-50	12	16	2	7-7	0	0	0	17	58
Opponents		78	102	180	18.0-78	4.0-52	6	4-0	3-7	20	6	1	7-8	0	0	1	14	66

		Punting									Field Goals			Kickoffs				
Date	Opponent	no.	yds	avg	long	blkd	tb	fc	50+	i20	md-att	long	blkd	no.	yds	avg	tb	ob
Feb 28	at Murray St.	7	299	42.7	58	0	0	0	3	3	1-1	34	0	3	124	41.3	1	0
Mar 07	EASTERN ILLINOIS	4	116	29.0	44	1	1	2	0	1	0-0	0	0	6	297	49.5	0	0
Mar 14	JACKSONVILLE STATE	5	188	37.6	48	0	0	3	0	0	2-3	21	0	5	257	51.4	0	1
		16	603	37.7	58	1	1	5	3	4	3-4	34	0	14	678	48.4	1	1
Opponents		14	568	40.6	64	0	0	9	2	5	1-5	25	1	12	545	45.4	1	0

OPP. GAME-BY-GAME STATISTICS

OPPONENT STATISTICS

		Rushing				Receiving				Passing				Kick Returns				Punt Returns				tot		
Date	Opponent	no.	yds	td	lg	no.	yds	td	lg	cmp	att	int	yds	td	lg	no.	yds	td	lg	no.	yds	td	lg	off
Feb 28	at Murray St.	45	176	1	26	10	152	1	83	10	22	0	152	1	83	1	10	0	10	2	-2	0	0	328
Mar 07	EASTERN ILLINOIS	25	59	0	18	26	279	2	45	26	49	1	279	2	45	4	108	0	53	1	23	0	0	338
Mar 14	JACKSONVILLE STATE	53	212	2	19	11	215	3	67	11	20	0	215	3	67	4	51	0	36	1	-2	0	0	427
		123	447	3	26	47	646	6	83	47	91	1	646	6	83	9	169	0	53	4	19	0	0	1093
UT Martin		77	196	2	34	65	621	4	29	65	112	3	621	4	29	6	58	0	22	1	2	0	2	817

Games: 3 • Avg/rush: 3.6 • Avg/catch: 13.7 • Pass effic: 130.84 • KR avg: 18.8 • PR avg: 4.8 • All purpose avg/game: 429.3 • Total offense avg/gm: 364.3

Date	Opponent	Tackles				Sacks	Fumble		Pass Defense			blkd kick	PAT Attempts			off		
		ua	a	total	tfl-yds		ff	fr-yds	int-yds	qbh	brup		kick	rush	rcv	saf	t/o	pts
Feb 28	at Murray St.	35	12	47	5.0-41	3.0-38	2	1-0	2-7	6	1	0	2-2	0	0	0	7	14
Mar 07	EASTERN ILLINOIS	22	48	70	8.0-11	0.0-0	2	1-0	1-0	5	3	1	1-1	0	0	1	0	15
Mar 14	JACKSONVILLE STATE	21	42	63	5.0-26	1.0-14	2	2-0	0-0	9	2	0	4-5	0	0	0	7	37
		78	102	180	18.0-78	4.0-52	6	4-0	3-7	20	6	1	7-8	0	0	1	14	66
UT Martin		105	118	223	27.0-83	4.0-23	2	2-0	1-50	12	16	2	7-7	0	0	0	17	58

		Punting										Field Goals			Kickoffs				
Date	Opponent	no.	yds	avg	long	blkd	tb	fc	50+	i20	md-att	long	blkd	no.	yds	avg	tb	ob	
Feb 28	at Murray St.	7	271	38.7	64	0	0	4	1	2	0-2	0	1	3	127	42.3	1	0	
Mar 07	EASTERN ILLINOIS	3	129	43.0	53	0	0	1	1	1	0-1	0	0	3	118	39.3	0	0	
Mar 14	JACKSONVILLE STATE	4	168	42.0	44	0	0	4	0	2	1-2	25	0	6	300	50.0	0	0	
		14	568	40.6	64	0	0	9	2	5	1-5	25	1	12	545	45.4	1	0	
UT Martin		16	603	37.7	58	1	1	5	3	4	3-4	34	0	14	678	48.4	1	1	

REDZONE STATISTICS

UT Martin Inside Opponent Red-Zone

Date	Opponent	Score	Times		Total	Rush	Pass	FGs	Failed to score inside RZ						
			In RZ	Scored	Pts	TDs	TDs	TDs	Made	FGA	Down	Int	Fumb	Half	Game
Feb 28, 2021	at Murray St.	L 10-14	3	2	10	1	1	0	1	0	1	0	0	0	0
Mar 07, 2021	EASTERN ILLINOIS	W 28-15	3	2	14	2	0	2	0	0	0	1	0	0	0
Mar 14, 2021	JACKSONVILLE STATE	L 20-37	5	4	20	2	1	1	2	1	0	0	0	0	0
Totals			11	8	44	5	2	3	3	1	1	1	0	0	0
8 of 11 (72.7%)															

Opponents Inside UT Martin Red-Zone

Date	Opponent	Score	Times		Total	Rush	Pass	FGs	Failed to score inside RZ						
			In RZ	Scored	Pts	TDs	TDs	TDs	Made	FGA	Down	Int	Fumb	Half	Game
Feb 28, 2021	at Murray St.	L 10-14	2	1	7	1	1	0	0	1	0	0	0	0	0
Mar 07, 2021	EASTERN ILLINOIS	W 28-15	2	1	7	1	0	1	0	0	1	0	0	0	0
Mar 14, 2021	JACKSONVILLE STATE	L 20-37	6	5	31	4	2	2	1	1	0	0	0	0	0
Totals			10	7	45	6	3	3	1	2	1	0	0	0	0
7 of 10 (70.0%)															

QUARTER STATISTICS

3rd-Down Conversions

Date	Opponent	Score	Overall		1st Qtr		2nd Qtr		3rd Qtr		4th Qtr		Overtime	
Feb 28, 2021	at Murray St.	L 10-14	3-13	23.1	0-3	0.0	3-5	60.0	0-3	0.0	0-2	0.0		
Mar 07, 2021	EASTERN ILLINOIS	W 28-15	8-15	53.3	2-4	50.0	2-2	100.0	3-5	60.0	1-4	25.0		
Mar 14, 2021	JACKSONVILLE STATE	L 20-37	3-12	25.0	0-3	0.0	0-4	0.0	2-4	50.0	1-1	100.0		
UT Martin			14-40	35.0	2-10	20.0	5-11	45.5	5-12	41.7	2-7	28.6	0-0	0.0
Opponents			17-48	35.4	4-11	36.4	5-12	41.7	5-14	35.7	3-11	27.3	0-0	0.0

4th-Down Conversions

Date	Opponent	Score	Overall		1st Qtr		2nd Qtr		3rd Qtr		4th Qtr		Overtime	
Feb 28, 2021	at Murray St.	L 10-14	1-2	50.0	1-2	50.0	0-0	0.0	0-0	0.0	0-0	0.0		
Mar 07, 2021	EASTERN ILLINOIS	W 28-15	0-1	0.0	0-0	0.0	0-0	0.0	0-0	0.0	0-1	0.0		
Mar 14, 2021	JACKSONVILLE STATE	L 20-37	0-0	0.0	0-0	0.0	0-0	0.0	0-0	0.0	0-0	0.0		
UT Martin			1-3	33.3	1-2	50.0	0-0	0.0	0-0	0.0	0-1	0.0	0-0	0.0
Opponents			3-9	33.3	0-3	0.0	2-2	100.0	0-0	0.0	1-4	25.0	0-0	0.0

Time of Possession

Date	Opponent	Score	Overall		1st Qtr		2nd Qtr		3rd Qtr		4th Qtr		Overtime	
Feb 28, 2021	at Murray St.	L 10-14	26:48		6:47		8:23		5:00		6:38			
Mar 07, 2021	EASTERN ILLINOIS	W 28-15	29:28		6:01		5:59		9:42		7:46			
Mar 14, 2021	JACKSONVILLE STATE	L 20-37	25:44		9:42		5:14		7:47		3:01			
UT Martin			Total	82:00	22:30		19:36		22:29		17:25		0:00	
			Avg.	27:20	7:30		6:32		7:29		5:48		0:00	
Opponents			Total	98:00	22:30		25:24		22:31		27:35		0:00	
			Avg.	32:40	7:30		8:28		7:30		9:11		0:00	

LONGEST PLAYS

25-YARD PLUS PLAYS

Yds	Type	Player(s)	Opponent
50*	INT	FORD, John	Eastern Illinois
34	Rush	LOGAN, Peyton	Murray St.
29	Pass	WILLIAMS, Donnell from BACHUS, John	Jacksonville State
27	Rush	WINN, Dresser	Murray St.
25	Pass	WILLIAMS, Donnell from BACHUS, John	Eastern Illinois

* touchdown scored on play

LONG PLAYS BY THE NUMBERS

Long Plays By Yards	No.	TD
100+	0	0
90-99	0	0
80-89	0	0
70-79	0	0
60-69	0	0
50-59	1	1
40-49	0	0
30-39	1	0
20-29	7	1

Long Plays By Type	No.	TD
Rushing	2	0
Passing	5	1
Punt returns	0	0
Kick returns	1	0
Interceptions	1	1
Fumble returns	0	0
Other	0	0
TOTAL	9	2

25-YARD PLUS BY PLAYER

Player	No.	TD	R	P	KR	PR	IR	FR
WILLIAMS, Donnell	3	0	0	3	0	0	0	0
WILLIAMS, Rodney	1	1	0	1	0	0	0	0
FORD, John	1	1	0	0	0	0	1	0
LOGAN, Peyton	1	0	1	0	0	0	0	0
BUTLER, Kevin	1	0	0	0	1	0	0	0
YOUNG, Lamarcus	1	0	0	1	0	0	0	0
WINN, Dresser	1	0	1	0	0	0	0	0
TOTAL	9	2	2	5	1	0	1	0

LONGEST PLAYS OF THE YEAR

Rushing

34 LOGAN, Peyton vs Murray St. (2/28/2021)

Rushing Touchdown

1 BACHUS, John vs Jacksonville State (3/14/2021)

1 WINN, Dresser vs Murray St. (2/28/2021)

Passing

29 WILLIAMS, Donnell from BACHUS, John vs Jacksonville State (3/14/2021)

Passing Touchdown

21 WILLIAMS, Rodney from BACHUS, John vs Eastern Illinois (3/7/2021)

Punt Return

2 ODOM, Marqwell vs Eastern Illinois (3/7/2021)

Kick Return

22 BUTLER, Kevin vs Jacksonville State (3/14/2021)

Interception Return

50 FORD, John vs Eastern Illinois (3/7/2021)

Fumble Return

None

Punt

58 WINN, Dresser vs Murray St. (2/28/2021)

Field Goal

34 LARCO, Tyler vs Murray St. (2/28/2021)

GAME-BY-GAME RECAPS

Game 1: UT Martin at Murray State

Stewart Stadium • Murray, Ky.

Sunday, Feb. 28 • 2 p.m.

10 - 14 **FINAL**

UT MARTIN (0-1, 0-1) SKYHAWKS vs MURRAY STATE (1-0, 1-0) RACERS

	UTM	MSU
Score	10	14
FIRST DOWNS	13	16
RUSHES-YARDS (NET)	30-110	45-176
PASSING YDS (NET)	100	152
Passes Att-Comp-Int	31-15-2	22-10-0
TOTAL OFFENSE PLAYS-YARDS	61-210	67-328
Fumble Returns-Yards	0-0	0-0
Punt Returns-Yards	0-0	2-2
Kickoff Returns-Yards	2-2	1-10
Interception Returns-Yards	0-0	2-7
Punts (Number-Avg)	7-42.7	7-38.7
Fumbles-Lost	2-1	1-1
Penalties-Yards	7-53	7-42
Possession Time	26:48	33:12
Third-Down Conversions	3 of 13	6 of 17
Fourth-Down Conversions	1 of 2	0 of 1
Red-Zone Scores-Chances	2-3	1-2

MURRAY STATE AT A GLANCE

UT Martin struggled to generate much offensively, scratching out a 34-yard field goal late in the first half by Tyler Larco. Following a two hour and 17 minute severe weather delay, the Skyhawks would score a touchdown on a one-yard scamper by Dresser Winn with less than a minute to play in the contest but would never hold a lead in the season-opener, falling to Murray State 14-10.

UT Martin											Murray St.																								
Score											10					MSU																			
FIRST DOWNS											13					16																			
RUSHES-YARDS (NET)											30-110					45-176																			
PASSING YDS (NET)											100					152																			
Passes Att-Comp-Int											31-15-2					22-10-0																			
TOTAL OFFENSE PLAYS-YARDS											61-210					67-328																			
Fumble Returns-Yards											0-0					0-0																			
Punt Returns-Yards											0-0					2-2																			
Kickoff Returns-Yards											2-2					1-10																			
Interception Returns-Yards											0-0					2-7																			
Punts (Number-Avg)											7-42.7					7-38.7																			
Fumbles-Lost											2-1					1-1																			
Penalties-Yards											7-53					7-42																			
Possession Time											26:48					33:12																			
Third-Down Conversions											3 of 13					6 of 17																			
Fourth-Down Conversions											1 of 2					0 of 1																			
Red-Zone Scores-Chances											2-3					1-2																			
UT Martin											Murray St.																								
Rushing											No.	Gain	Loss	Net	TD	Lg	Avg	Rushing											No.	Gain	Loss	Net	TD	Lg	Avg
LOGAN, Peyton											15	93	2	91	0	34	6.1	Witherspoon,Dam											14	99	10	89	0	26	6.4
WINN, Dresser											3	28	9	19	1	27	6.3	Rice,Preston											11	52	5	47	1	18	4.3
WALLACE, Zak											3	6	0	6	0	6	2.0	Castille,Rodney											15	40	6	34	0	12	2.3
ODOM, Marquell											1	5	0	5	0	5	5.0	Brooks,LaMartez											1	5	0	5	0	5	5.0
Passing											C-A-I	Yds	TD	Long	Sack	Passing											C-A-I	Yds	TD	Long	Sack				
BACHUS, John											13-26-2	81	0	15	2	Rice,Preston											9-21-0	155	1	83	1				
WINN, Dresser											2-5-0	19	0	11	1	Williams,DJ											1-1-0	-3	0	0	0				
Receiving											No.	Yards	TD	Long	Receiving											No.	Yards	TD	Long						
DOWELL, Colton											7	61	0	15	Brooks,LaMartez											4	27	0	8						
LOGAN, Peyton											6	36	0	9	Dallas,Dequan											2	111	1	83						
HORTON, Jeremy											1	3	0	3	Castille,Rodney											2	-1	0	2						
WILLIAMS, Rodney											1	0	0	0	Honeycutt,Malik											1	9	0	9						
Punting											No.	Yds	Avg	Long	In20	TB	Punting											No.	Yds	Avg	Long	In20	TB		
WINN, Dresser											7	299	42.7	58	3	0	Baum,Aaron											5	192	38.4	64	1	0		
																	Halton,Louis											2	79	39.5	46	1	0		
Punt Returns											No.	Yards	TD	Long	Punt Returns											No.	Yards	TD	Long						
																	Honeycutt,Malik											2	-2	0	0				
Kick Returns											No.	Yards	TD	Long	Kick Returns											No.	Yards	TD	Long						
LOGAN, Peyton											1	2	0	2	Turner,Quinaz											1	10	0	10						
DOWELL, Colton											1	0	0	0																					
Tackles											UA-A	Total	Sacks	TFL	Tackles											UA-A	Total	Sacks	TFL						
SIMS, Deven											5-2	7	0.0	1.0	Long,Alec											6-2	8	0.0	0.0						
FORD, John											4-3	7	0.0	0.0	Carothers,Tay											6-0	6	0.0	0.0						
AKINS, JaQuez											5-1	6	0.0	2.0	Parker,Don											4-1	5	1.0	2.0						
WOODS, Jay											4-2	6	0.0	0.0	Turner,Quinaz											4-0	4	0.0	0.0						
Qtr Time Scoring Play											V-H																								
1st	07:28	MSU - Dallas,Dequan 83 yd pass from Rice,Preston (Webber,Zaden kick), 1-83 0:10											0 - 7																						
2nd	02:54	UTM - LARCO, Tyler 34 yd field goal, 13-39 7:18											3 - 7																						
4th	04:11	MSU - Rice,Preston 2 yd run (Webber,Zaden kick), 9-65 4:47											3 - 14																						
	00:59	UTM - WINN, Dresser 1 yd run (LARCO, Tyler kick), 6-58 1:14											10 - 14																						

Game 2: UT Martin at Murray State

Graham Stadium • Martin, Tenn.

Sunday, March 7 • 1 p.m.

28 - 15 **FINAL**

UT MARTIN (1-1, 1-1 OVC) SKYHAWKS vs EASTERN ILLINOIS (0-2, 0-2 OVC) PANTHERS

	UTM	EIU
Score	28	15
FIRST DOWNS	17	19
RUSHES-YARDS (NET)	25-59	27-57
PASSING YDS (NET)	279	269
Passes Att-Comp-Int	49-26-1	38-26-1
TOTAL OFFENSE PLAYS-YARDS	74-338	65-326
Fumble Returns-Yards	0-0	0-0
Punt Returns-Yards	1-23	1-2
Kickoff Returns-Yards	4-108	1-5
Interception Returns-Yards	1-0	1-50
Punts (Number-Avg)	3-43.0	4-29.0
Fumbles-Lost	0-0	3-1
Penalties-Yards	5-40	5-55
Possession Time	30:32	29:28
Third-Down Conversions	4 of 17	8 of 15
Fourth-Down Conversions	3 of 8	0 of 1
Red-Zone Scores-Chances	1-2	2-3

EASTERN ILLINOIS AT A GLANCE

The Skyhawks jumped out to an early lead, scoring the first 21 points of the game. John Bachus III threw for three touchdowns in the contest finding Rodney Williams II and Donnell Williams for big afternoons where they combined for 12 receptions, 161 yards and three touchdowns. Junior John Ford also tallied his first career interception and returned it 50 yards for a touchdown.

Score

FIRST DOWNS

RUSHES-YARDS (NET)

PASSING YDS (NET)

Passes Att-Comp-Int

TOTAL OFFENSE PLAYS-YARDS

Fumble Returns-Yards

Punt Returns-Yards

Kickoff Returns-Yards

Interception Returns-Yards

Punts (Number-Avg)

Fumbles-Lost

Penalties-Yards

Possession Time

Third-Down Conversions

Fourth-Down Conversions

Red-Zone Scores-Chances

15

17

25-59

279

49-26-1

74-338

0-0

1-23

4-108

1-0

3-43.0

0-0

5-40

30-32

4 of 17

3 of 8

1-2

28

19

27-57

269

38-26-1

65-326

0-0

1-2

1-5

1-50

4-29.0

3-1

5-55

29-28

8 of 15

0 of 1

2-3

Eastern Illinois

Rushing

13

47

18

29

0

18

2.2

BENEFIELD, J

9

28

4

24

0

10

2.7

SMITH, Jordan

3

13

7

6

0

10

2.0

Passing

26-49-1

279

2

45

1

Receiving

5

73

1

26

COOKS, DeWayne

5

67

1

45

HAMILTON, Tyler

5

35

0

21

BENEFIELD, J

3

19

0

10

Punting

3

129

43.0

53

1

0

Punt Returns

1

23

0

0

Kick Returns

3

98

0

53

BENEFIELD, J

1

10

0

10

Tackles

3-5

8

0.0

1.5

JOHNSON, Jason

1-7

8

0.0

0.0

SHOCKEY, A.

4-2

6

0.0

0.0

ROSS, JJ

3-3

6

0.0

1.0

CRITTENDEN, Ray

UT Martin

Rushing

13

45

4

41

0

8

3.2

LOGAN, Peyton

3

18

2

16

0

13

5.3

YOUNG, Lamaricus

3

11

1

10

0

7

3.3

BACHUS, John

2

1

3

-2

0

1

-1.0

Passing

24-36-1

259

3

25

0

BACHUS, John

2-2-0

10

0

8

0

Receiving

8

95

2

21

WILLIAMS, Rodney

6

45

0

16

DOWELL, Colton

4

66

1

25

WILLIAMS, Donnell

4

15

0

6

LOGAN, Peyton

Punting

3

116

38.7

44

1

1

WINN, Dresser

1

0

0.0

0

0

0

TEAM

Punt Returns

1

2

0

2

Kick Returns

1

5

0

5

HUNTER, Chris

Tackles

3-6

9

0.0

0.5

SIMS, Deven

3-6

9

0.0

1.0

JACKSON, Chrishun

6-0

6

0.0

1.0

STEPHENS, D'Carrio

4-2

6

0.0

2.0

YOUNG, Takeem

Qtr

1st

2nd

3rd

4th

12:04

Time

03:02

09:07

08:11

02:11

08:36

14:14

12:04

Scoring Play

UTM - WILLIAMS, Rodney 21 yd pass from BACHUS, John (LARCO, Tyler kick), 6-72 2:16

UTM - WILLIAMS, Donnell 16 yd pass from BACHUS, John (LARCO, Tyler kick), 9-65 3:48

UTM - FORD, John 50 yd interception return (LARCO, Tyler kick)

UTM - JUDD, Matt 6 yd pass from WOODBERRY, Harry (GALLOWAY, Stone kick), 11-35 5:51

UTM - WILLIAMS, Rodney 15 yd pass from BACHUS, John (LARCO, Tyler kick), 13-7 6:24

UTM - COOKS, DeWayne 45 yd pass from WOODBERRY, Harry (WOODBERRY, Harry pass failed), 5-64 2:16

UTM - TEAM safety

V-H

0 - 7

0 - 14

0 - 21

7 - 21

7 - 23

13 - 28

15 - 28

GAME-BY-GAME RECAPS

Game 3: UT Martin vs. #10 Jacksonville State

Graham Stadium • Martin, Tenn.

Sunday, March 14 • 1 p.m.



JACKSONVILLE STATE AT A GLANCE

UT Martin scored the first 10 points of the contest before allowing No. 10 Jacksonville State to score 27 unanswered points and pull away late for a 37-20 victory. The Skyhawks tallied just 29 rushing yards, recording the second straight game with less than 100-rushing yards. Senior receiving Donnell Williams tallied his first 100-yard receiving performance with seven catches for 108 yards. Freshman Tyler Larco booted a pair of 21-yard field goals.

	JSU	UTM
Score	37	20
FIRST DOWNS	23	20
RUSHES-YARDS (NET)	53-212	20-29
PASSING YDS (NET)	215	252
Passes Att-Comp-Int	20-11-0	43-24-0
TOTAL OFFENSE PLAYS-YARDS	73-427	63-281
Fumble Returns-Yards	0-0	0-0
Punt Returns-Yards	1-2	0-0
Kickoff Returns-Yards	4-51	3-51
Interception Returns-Yards	0-0	0-0
Punts (Number-Avg)	4-42.0	5-37.6
Fumbles-Lost	1-1	2-2
Penalties-Yards	12-129	8-95
Possession Time	34:16	25:44
Third-Down Conversions	7 of 14	3 of 12
Fourth-Down Conversions	0 of 0	0 of 0
Red-Zone Scores-Chances	5-6	4-5

Jacksonville State

Rushing	No.	Gain	Loss	Net	TD	Lg	Avg
JACKSON, Pat	18	96	9	87	0	17	4.8
WEST, Uriah	14	71	0	71	1	19	5.1
SAMUEL, Josh	9	37	0	37	1	10	4.1
PETTWAY, Mike	1	7	0	7	0	7	7.0

Passing	C-A-I	Yds	TD	Long	Sack
WEBB, Zion	11-20-0	215	3	67	2

Receiving	No.	Yards	TD	Long
RUSSELL, Dave	5	107	1	67
EDWARDS, Ahmad	1	39	1	39
MONTGOMERY, Isai	1	30	0	30
PETTWAY, Mike	1	14	1	14

Punting	No.	Yds	Avg	Long	In20	TB
DAWSON, Jack	4	168	42.0	44	2	0

Punt Returns	No.	Yards	TD	Long
CHARLESTON, Quan	1	-2	0	0

Kick Returns	No.	Yards	TD	Long
COLEMAN, DJ	2	0	0	0
WEST, Uriah	1	15	0	15

Tackles	UA-A	Total	Sacks	TFL
HARRIS, Jeremiah	2-7	9	0.0	0.5
CLARK, Marshall	1-8	9	0.0	0.5
JOINER, Darius	3-5	8	0.0	0.0
BENTON, Markail	2-3	5	0.0	0.5

UT Martin

Rushing	No.	Gain	Loss	Net	TD	Lg	Avg
LOGAN, Peyton	8	34	0	34	0	10	4.2
WALLACE, Zak	6	18	7	11	0	10	1.8
YOUNG, Lamarus	3	0	5	-5	0	0	-1.7
BACHUS, John	3	3	14	-11	1	2	-3.7

Passing	C-A-I	Yds	TD	Long	Sack
BACHUS, John	24-43-0	252	1	29	1

Receiving	No.	Yards	TD	Long
WILLIAMS, Donnell	7	108	0	29
DOWELL, Colton	5	59	1	15
WILLIAMS, Rodney	4	42	0	18
LOGAN, Peyton	3	15	0	11

Punting	No.	Yds	Avg	Long	In20	TB
WINN, Dresser	5	188	37.6	48	0	0

Punt Returns	No.	Yards	TD	Long

Kick Returns	No.	Yards	TD	Long
BUTLER, Kevin	2	36	0	22
YOUNG, Lamarus	1	15	0	15

Tackles	UA-A	Total	Sacks	TFL
SIMS, Deven	4-8	12	1.0	1.5
FORD, John	7-1	8	0.0	0.0
AKINS, JaQuez	3-4	7	0.0	0.0
YOUNG, Takeem	3-3	6	0.0	1.5

Qtr	Time	Scoring Play	V-H
1st	12:23	UTM - LARCO, Tyler 21 yd field goal, 5-23 1:58	0 - 3
	02:52	UTM - BACHUS, John 1 yd run (LARCO, Tyler kick), 12-95 6:17	0 - 10
2nd	10:53	JSU - SAMUEL, Josh 4 yd run (KARAJIC, Alen kick), 2-7 0:31	7 - 10
	03:48	JSU - RUSSELL, Dave 6 yd pass from WEBB, Zion (KARAJIC, Alen kick), 11-60 5:11	14 - 10
	01:34	JSU - EDWARDS, Ahmad 39 yd pass from WEBB, Zion (KARAJIC, Alen kick blocked), 3-63 0:21	20 - 10
3rd	06:31	JSU - PETTWAY, Mike 14 yd pass from WEBB, Zion (KARAJIC, Alen kick), 9-79 3:36	27 - 10
	02:50	UTM - LARCO, Tyler 21 yd field goal, 10-76 3:35	27 - 13
4th	12:31	JSU - KARAJIC, Alen 25 yd field goal, 11-62 5:14	30 - 13
	09:30	UTM - DOWELL, Colton 15 yd pass from BACHUS, John (LARCO, Tyler kick), 9-75 3:01	30 - 20
	02:18	JSU - WEST, Uriah 5 yd run (KARAJIC, Alen kick), 12-65 7:19	37 - 20